

S1688 Pneumatic Stencil Cleaner Machine

Shenzhen Southern Machinery Sales and Service Co., Ltd



Problem:

- Still manual to clean the stencil?
- Does it safe?
- And does it really clean after cleaned by manual?
- If not clean enough, it will lead to the printing problem, have you ever met it?

Solve:

Recommend: S1688 Stencil Cleaner Machine

- All pneumatic, no safe hidden trouble, avoid fire
- Easy to operate, the price is cheap
- Clean the stencil absolutely

Features:

- 1, No need electronic power, no fire and detonate caused.
- 2, Simple operation, only Start, Stop and Reset, that is all.
- 3, Protecting Environmental, water recycle.
- 4, Lower consumption: 2 filters (cost \$40.00) can clean more 200 cycles.



The main preparation:

Pneumatic timer (Germany FESTO)



The handle (the United States - Southco)



Pneumatic diaphragm pump
(American Ingersoll rand)



Pneumatic switch, indicator
light (Japan, SMC)



Parts of the details:



Double door,
completely closed,
not only ensure the
safety of the people,
but also avoid the
cleaning fluid leaks.





The whole machine all use gas to drive, Without the need for electricity, ensure the personal safety, and greatly saves the electricity.





The filter element



Tin slag bag



Automatic, drainage system,
more conducive to the
production of flexible
management






Replaceable modularized controller and
the quick insert design, maintenance,
maintenance easy and convenient.




Cleaning pipe

Contrast figure before and after cleaning



Before cleaning



After cleaning

Technical parameters:

Pneumatic stencil cleaner parameters	
Model	S-1688
Stencil size	750(L) × 736(W) × 40mm(H)
Liquid capacity	50 L maximum
Best liquid usage	30~40 L
Cleaning method	360 ° rotating liquid spray cleaning and dry compressed air
Cleaning time	3~5 minutes
Dry time	3~5 minutes
External air	0.45 ~ 0.7 (Mpa)
Gas consumption	(400 ~ 600) L/Minutes
Three levels filtering system	10μm,5μm,1μm
Weight	320Kg
Size	900(L) × 700(W) × 1730mm(H)

Welcome inquiry

1, Please visit : www.smthelp.com

2, Find us more: <https://www.facebook.com/autoinsertion>

3, Know more our team: <https://cn.linkedin.com/in/smtsupplier>

4, Welcome to our factory in Shenzhen China

5, Google: Auto+Insertion

6, Looking forward to your email: chan@smthelp.com

Want to know more informations,
please contact:

Chan:

Skype :chan12477357

Email :chan@smthelp.com

Q Q :2355736092

Phone :+86 15012477357

Shenzhen Southern Machinery Sales and Service Co., Ltd

Southern
Machinery