

Description


It is suitable for all kinds of **V-cut PCB**, which mainly solves the bad situation of products produced by manual breaking off.

Features

1. Cutting speed is adjustable by manual
2. Cutting by circular blades, few dust or residue generates; drive by motor , less pollution.
3. Blade is made by professional factory of taiwan, the material is the high speed steel from Japan.
4. House is made by A-alloy and finish in one time, handy, less space occupied, simple and swift operation
6. Up & Down Blade are able to be adjusted accurately,
7. Specialized Automatic **V-cut PCB** Separator Machine for LED Boards with long Platform.

Specifications

Model	S-D500	S-D501	S-D502
Machine Size(L*W*H)	380*290*380mm	1200*360*190mm	2400*360*190mm
Max cutting length	Max 360mm	Max 1000mm	Max 1200mm
Cutting Speed	80, 120, 200, 500mm/S	80, 120, 200, 500mm/S	80, 120, 200, 500mm/S
Cutting thickness	0.2-5mm	0.2-5mm	0.2-5mm
Working Voltage	230V/50H(110V/60Hz)	230V/50Hz(110V/60Hz)	230V/50Hz(110V/60Hz)
Machine Weight	29kg	35kg	44kg



Description

It is suitable for all kinds of **V-cut PCB**, which mainly solves the bad situation of products produced by manual breaking off.

Features

1. cutting speed adjustable, high as 500mm/s, and low as 300mm/s, higher speed can improve cutting result, make the boards away from burr.
2. Cutting length is 0 to 360mm (blade length can be customized) blade height slight adjustment in 0 to 2mm, platform height adjustable in 0 to 50mm, to fit PCB of different thickness, and solve the problem of different V-slot depth
3. Manually Set the position to stop automatically according to specific length of the PCB.
4. There is no restriction on width of target PCB, Max cutting length is 500mm, PCB thickness range is 0.2 to 5.0mm, max thickness among V-slot is 0.25 to 2.0mm
5. Blades material is the imported high speed steel, really durable, it can be sharpened again when in need.
6. Conveyor belt is optional, conveniently transfer finished PCB out.
7. Stop block can be used for different PCBs, to raise working efficiency
8. Professional **V-cut PCB** Separator Machine with Moveable Cutting Blade

Specifications

Machine Size(L*W*H)	L620*W400*H430mm
Max cutting length	360mm and 500mm
Cutting Speed	0~500mm/S
Cutting thickness	0.2-5mm
Working Voltage	230V/50H(110V/60Hz)
Machine Weight	37 kg
Power	40W



Description

It is suitable for all kinds of **V-cut PCB**, which mainly solves the bad situation of products produced by manual breaking off.

Features

1. cutting speed adjustable, high as 500mm/s, and low as 300mm/s, higher speed can improve cutting result, make the boards away from burr.
2. Cutting length: 0~500mm and 0~360mm (blade length can be customized) blade height slight adjustment in 0~2mm, platform height adjustable in 0~50mm, to fit PCB of different thickness, and solve the problem of different V-slot depth
3. Manually Set the position to stop automatically according to specific length of the PCB.
4. There is no restriction on width of target PCB, Max cutting length is 500mm, PCB thickness: 0.2 to 5.0mm, max thickness V-slot: 0.25 to 2.0mm
6. Conveyor belt is optional, conveniently transfer finished PCB out.
7. Stop block can be used for different PCBs, to raise working efficiency
8. Professional **V-cut PCB** Separator Machine with Moveable Cutting Blade

Specifications

Machine Size(L*W*H)	L *W400*H430mm (Length depend on conveyor)
Max cutting length	360mm and 500mm
Cutting Speed	0~500mm/S
Cutting thickness	0.2-5mm
Working Voltage	230V/50H(110V/60Hz)
Machine Weight	37 kg
Power	40W



Description

It is suitable for all kinds of **V-cut PCB**, which mainly solves the bad situation of products produced by manual breaking off.

Features

- 1.The nether linear blade is used to fix the PCB V-cut ,the upper circular blade moves to separate the PCB. By pressing the foot-pedal to control the action of circular blade.
- 2.Adopt step motor,can separate all kinds of V-cut PCB
- 3.Max separate length 1200mm (400mm,600mm,900mm,1200mm is optional)
- 4.The stroke of the upper circular blade can preset .(setting rang :Between any two groups of 0,100 ,200,300,400mm)
- 5.Blade moving speed can switch between 300mm/s and 500mm/s.
- 6.The gap between two blades is easy to adjust
- 7.Operation is very safe, the circular blade is covered by material ,avoid the blade hurting hand. Also can install an sensor ,when hand or foreign matter enter into the working area,it will stop immediately.
- 8.Blade material is SKH7 from Sweden,long lifetime.During cutting,it can effectively decrease cutting stress to avoid welding spot cracking.
- 9.Available PCB thickness:0.5-3.2mm
- 10.PCB V-cut thickness:0.2-0.8mm



Specifications

Machine Size(L*W*H)	L900 *W550*H440mm (Length depend on conveyor)
Thickness of plate	0.3-3.5mm
Plate feeding speed	300-500mm/second
Blade material	SKH9 HSS
Operating temperature	10-45 °C
Storage temperature	-20-50 °C
Power	110-220V/50HZ,250

Description

It is suitable for all kinds of **V-cut PCB**, which mainly solves the bad situation of products produced by manual breaking off.

Features

1. Cutting speed is adjustable by manual
2. Cutting by circular blades, few dust or residue generates; drive by motor , less pollution.
3. Blade is made by professional factory of taiwan, the material is the high speed steel from Japan.
4. House is made by A-alloy and finish in one time, handy, less space occupied, simple and swift operation
6. Up & Down Blade are able to be adjusted accurately,
7. Specialized Automatic **V-cut PCB** Separator Machine for LED Boards with long Platform.

Specifications

Model	S-D505	S-D506
Machine Size(L*W*H)	1100x730x630 mm	1400x550x1105 mm
Max cutting length	0~360mm	0~360mm
Cutting Speed	80~500mm/S	80~500mm/S
Cutting thickness	0.2-5mm	0.2-5mm
Working Voltage	230V/50H(110V/60Hz)	230V/50H(110V/60Hz)
Machine Weight	137 kg	137 kg



Description


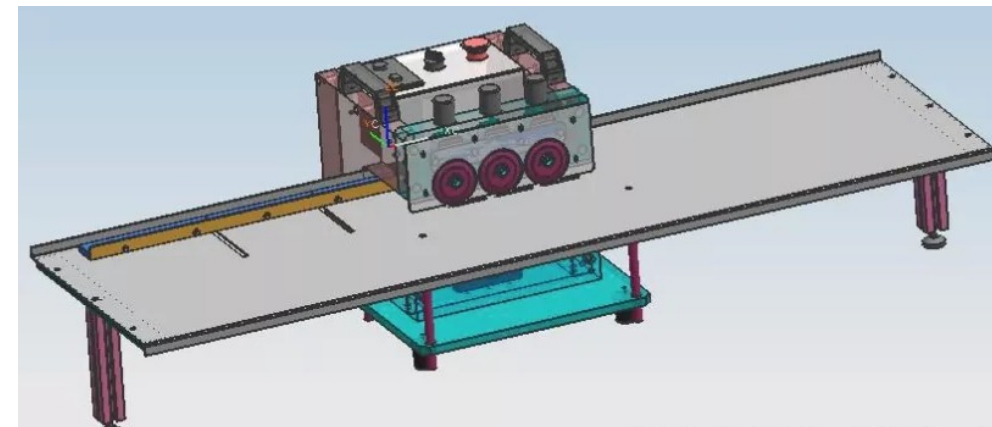
It is suitable for all kinds of **V-cut PCB** for LED Boards with long Platform.

Features

- 1.Three pairs of precision beveled cutting blades can ensure the board does not bend , or deform.
2. Guide can be adjusted vertically to suit different LED boards/LED strip.
- 3.Depth between upper circular blades can be precisely adjusted to reduce stress on score-line edge and blade wear LED strip.
4. Upper and lower circular blades can be resharpened.
- 5.Utilizing the panel guides, the panel is aligned to safely transport the panel forward between the blades avoiding misalignment issue.

Specifications

Machine Size(L*W*H)	400x280x210mm (*)2.4M base plate standard.
Max cutting length	Unlimited
Cutting Speed	80~500mm/s
Cutting thickness	0.5~3mm
Working Voltage	230V/50H(110V/60Hz)
Machine Weight	36kg
Power supply	220V/50HZ/60W



Description

It is suitable for all kinds of **V-cut PCB**, which mainly solves the bad situation of products produced by manual breaking off.

Features

1. For internal strength generates during separation, Minimize it to value under 180uE, to avoid solder crack or component damage.
2. Able to separate edge of V-slot, minimum distance to component is 0.3mm, and max height of component is 60mm.
3. Free sanding on Blade when it is worn. life is over 6000000 times
4. Cutting speed is one cut per second, controlled by pneumatic foot-plate switch.
5. Blade activated negative, separation route and position in control safely
6. No rotation separation, no drive by motor, no carbon or dust pollution.
7. separation is not realized by friction, so no obvious metal residue left.
8. Air pressure 5 to 7 kg, no requirement on working environment, simple maintenance by anti-rust oil
9. SMT Production Line Guillotine type PCB Cutting Blade **V-cut PCB** Separator Machine

Specifications

Machine Size(L*W*H)	680x250x450 mm
Max cutting length	Max 330mm
Cutting Speed	80~500mm/S
Cutting thickness	0.3 to 3.5 mm
Working Voltage	230V/50H(110V/60Hz)
Machine Weight	130 kg
Max Height of component	60mm
Power	220VAC/110VA



Description

It is suitable for all kinds of **V-cut PCB**, which mainly solves the bad situation of products produced by manual breaking off.

Features

- 1.For internal strength generates during separation, Minimize it to value under 180uE,to avoid solder crack or component damage.
- 2.Able to separate edge of V-slot, minimum distance to component is 0.3mm,and max height of component is 60mm.
3. Free sanding on Blade when it is worn.life is over 6000000 times
4. Cutting speed is one cut per second, controlled by pneumatic foot-plate switch.
5. Blade activated negative, separation route and position in control safely
6. No rotation separation , no drive by motor, no carbon or dust pollution.
7. sepatation is not realized by friction, so no obvious metal residue left.
- 8.Air pressure 5 to 7 kg, no requirement on working environment, simple maintenance by anti-rust oil
9. SMT Production Line Guillotine type PCB Cutting Blade **V-cut PCB** Separator Machine

Specifications

Machine Size(L*W*H)	680x250x450 mm
Max cutting length	Max 330mm
Cutting Speed	80~500mm/S
Cutting thickness	0.3 to 3.5 mm
Working Voltage	230V/50H(110V/60Hz)
Machine Weight	130 kg
Max Height of component	60mm
Power	220VAC/110VA

Description

It is suitable for all kinds of **V-cut PCB**, which mainly solves the bad situation of products produced by manual breaking off.

Features


1. SMEMA compatible, able to communicate with other equipments , with network interface reserved
2. Air source 4 to 6 KGF/CM2
3. Equipped with necessary security device.
4. Normal yield is over 1500 pieces per hour.
5. Output is under data surveillance : boot time, yield, trouble shooting and automatic repulsion system.
6. Distance between up and down blade can be adjusted in accuracy 0.1MM.
7. PCB thickness range 0.2 to 5.0 MM.
8. Distance between each two blades is adjustable in 8 to 25MM.
9. PCB Material contains aluminum board, copper board, FR4 board, fibreglass board
10. Professional Multi Group Blades **PCB V-cut** Machine for LED Board

Option

- Auto feed the board with belt
- Auto feed the board with gripper and Vacuum devices
- SMEMA compatible

Specifications

Model	SC-900
Max cutting length	100mm-Unlimited
Cutting Speed	0-300mm/s,Adjustable
V-Cut thickness	0.2 to 3.0mm
Max Height of component	≤12.5mm
Working Voltage	230V/50H(110V/60Hz)
Machine Weight	250 kg
Dimension	2690*680*1160 mm



Description

It is suitable for all kinds of **Stamp PCB**, which mainly solves the bad situation of products produced by manual breaking off.

Features

- 1,PCB could be taken off automatically after work is finished, this machine could communicate directly with front machine , such as SMT magazine Loader.
- 2,PCB would be put on machine for working by professional fixture, to avoid error caused by wrong position.
- 3,Self-correction on error of PCB installation, make sure it matches request of high accuracy.
- 4,Static eliminator applicated to clear static generated during high speed shear of main bearing, which is able to avoid damage and dust piled up by static.
- 5,Safe door for isolation from noise and dust.
- 6,Touch screen to display, set and control, simple operation.
- 7,Able to connect with feeding equipment, and divide them onto plate.
- 8,Professional Automatic Curve PCB Cutter for **Stamp PCB**



Specifications


Dimension(L*W*H)	(with belt)L1750*W1100*H1850mm (without belt)L1450*W1100*H1850mm	Router Bit Diameter	0.8-2.0mm
Power	220V/50HZ	Cutting Precision	±0.01mm
Machine Wattage	5.5KW	Cutting Ability	Linear, Circular, U-curve, Arc, L-curve
Weight	About1000KG	Cutter Change	Automatic Blade changing system
Cleaner Dimension	Built-in/L450*W450*H450mm	Cutter Attrition System	Smart to set the no. of knife section(0-3)
Cleaner Wattage	2.2KW	Break Detection	Yes
Table Dimension	350mm*350mm	Cutter Life Control	Control by Procedure
Cutting Speed	0-100mm/s	Product Inspection	Yes
X,Y,Z axis Drive Speed	X,Y axis at least 1000mm/s(min),Z axis at least 750mm/s(min),driven by servo motor	Table Number	1piece
Repeatability Accuracy	±0.02mm	Table Function	running by parallelism, two tables combine into one whole table when needed
Mechanical hand X, Z stroke	X:420mm,l:60mm	Spindle Speed	60000rpm
Manipulator X, Z running speed	200mm/s	Spindle Cooling System	air cooling
Mechanical hand grasp mode	vacuum sucking	Cleaner Mode	collect dust downside
Manipulator repositioning precision	±0.04mm	Power Supply	220V ,50HZ
PCB Size grasped by Manipulator	350mm*350mm	Air pressure	0.5Mpa (above)
PCB feeding track	Conveying by Belt, width 60 to 360mm adjustable	Safety Device	security door or sensor
PCB feeding	Conveying by Belt, width 420mm	Mode	online, automatic loading and unloading
Working Area	X:300mm,Y:350mm,Z:0-50mm	Auto failure test and repair mode	Self-diagnosis,display failure information in real time, query IO state visually, easy for troubleshooting
PCB Thickness	0.5-2mm(or thicker),	Computer & Operation system	PIC,Windows 7 or more advanced version

Description

It is suitable for all kinds of **Stamp PCB**, which mainly solves the bad situation of products produced by manual breaking off.

Features

- 1,PCB could be taken off automatically after work is finished, this machine could communicate directly with front machine , such as SMT magazine Loader.
- 2,PCB would be put on machine for working by professional fixture, to avoid error caused by wrong position.
- 3,Self-correction on error of PCB installation, make sure it matches request of high accuracy.
- 4,Static eliminator applicated to clear static generated during high speed shear of main bearing, which is able to avoid damage and dust piled up by static.
- 5,Safe door for isolation from noise and dust.
- 6,Touch screen to display, set and control, simple operation.
- 7,Able to connect with feeding equipment, and divide them onto plate.
- 8,Professional Automatic Curve PCB Cutter for **Stamp PCB**



Specifications

1	Function Items	Hardware Demand
2	Dimension	(with belt) L1750*W1100*H1850mm; (without belt) L1450*W1100*H1850mm
3	Power	220V/50HZ
4	Machine Wattage	5.5KW
5	Weight	About1000KG
6	Gas consumption / per hour	0.000016*3.14*25*3600=4.5216
7	Power consumption / per hour	5.5KW/H
8	Cleaner Dimension	(built-in)/L450*W450*H450mm
9	Cleaner Wattage	2.2KW
10	Table Dimension	350mm*350mm
11	Cutting Speed	0-100mm/s
12	X,Y,Z axis Driving Speed	X、 Y axis 1000mm/s(min), Z axis750mm/s(min), driven by servo motor
13	Repeatability Accuracy	±0.02mm
14	Mechanical hand X, Z stroke	X: 420mm、 I: 60mm
15	Manipulator X, Z running speed	200mm/s
16	Mechanical hand grasp mode	by vacuum
17	Precision of repeated positioning of manipulator	±0.04mm
18	Mechanical hand grab products (PCB) dimensions	350mm*350mm
19	PCB feeding track	By belt; W:60~360mm
20	Split plate product	By belt; W:420mm
21	Working Area	X:300mm, Y: 350mm, Z: 0-50mm
22	PCB Thickness	0.5-2mm(or thicker)
23	Router Bit Diameter	0.8-2.0mm
24	Cutting Precision	±0.01mm

Specification




25	Cutting Ability	Linear, Circular, U-curve, Arc, L-curve
26	Cutter Change	Automatic tool changing system
27	Cutter Attrition System	Smart to set the no. of knife section(0-3)
28	Break Detection function	YES
29	Cutter Life Control	controlled by Program
30	Product testing function	YES
31	Table Number	1
32	Table Function	1 tables run in parallel
33	Spindle Speed	60000rpm
34	Spindle Cooling System	air cooling
35	Cleaner Mode	collect dust in downside
36	Working Power	220V , 50HZ
37	Air press	0.5Mpa以上(above)
38	Safety Device	security door with sensor
39	Mode	online,auto load and unload PCBA
40	Auto failure test and repair mode	Self-diagnosis, display failure information in real time, query IO state visually, easy for troubleshooting
41	Computer & Operation system	PIC、 Windows 7 or more advanced version
42	Program Backup	USB
43	Software access control	Password protection, the operator enter corresponding interface according to authority to protect important parameters
44	Programming	Visual interface, the cutting point capacity for a single program should be over 400, dynamic simulation of cutting schedule
45	Auto correction of the mark point	Yes
46	Fixture	special fixture
47	Voice control	≤78 dB (measured in 1Meter)
48	Maintenance Period	Over 1 year for the whole machine, and over 2 years for the spindle, and the spindle enjoys 3000 hours' maintenance during the period
49	Technology Support	Offer service of operation, programming, hardware caring and maintenance training; free upgrade of application

Description

It is suitable for all kinds of **Stamp PCB**, which mainly solves the bad situation of products produced by manual breaking off.

Features

1. Using the upper / lower dust absorption mode, a reasonable plan can be customized according to the customer's requirements, and the dust collection effect is good. (upper and lower vacuum can not be interchangeable).
- 2, the base plate is fixed more firmly in the cutting, avoiding the cutting accuracy error caused by the bad basic positioning.
- 3.The special tool is made. It is easy to fix the products to be cut, so as to ensure the high precision cutting requirements.
- 4, when cutting the main shaft of the main shaft with antistatic generator constantly blowing gas, reducing high speed spindle cutting to produce static electricity, can avoid the damage caused by static electricity.
- 5, use safety door, reduce noise and dust, improve safety. The vacuum cleaner is attached with a vacuum box (according to the capacity cutting demand or dust collection time for maintenance).



Specifications

Machine size	L1400mm*W1200mm*H1600mm	Security Device	apply safe door or inductor
Shear Speed of X,Y axis	0-100mm/s,max1000mm/s	Working Mode	PCBA off line, load and unload PCBA manually
Drive speed of X,Y,Z axis	X、 Y axis at least 700mm/s, Z axis at least 300mm/s, by motor drive servo	Operation Inteface	Windows7, Online program
Accuracy of Repeat	±0.02mm	Visual System	CCD Visual alignment system
Work Area	X:350mm, Y1: 330mm, Y2: 330mmZ: 0-50mm	Weight	Approx 780kg
PCB Thickness	0.5-2mm, or specify	Max.PCB Thickness	4mm
Shear Ability	capable of shear of straight line, arc, circle, L and U shape	Power (included dust collector)	5000w
Blade wear	set milling tool by intelligence	Max Rotation Speed	60000rpm/min
Table Fuction	SingleTable, left and right Table works alternantly, two Tables can work simultaneously	Milling	Milling by left rotation, DIA of 0.8-3.0mm optional
Main axis speed& cool down	60000rpm & By cold wind	Error Record	automatic memory on all error
Dust collection and power	Built-in dust collector, 3.7kw 380v three phase motor	Shear Qty Counting	Counter on shear quantity and Time recording
Power Supply	380V , 50HZ	Main axis life Tracking	Automatic Inspection on Life of main axis
Pressure Supply	0.45Mpa up		

WELCOME INQUIRY

Please visit

www.smthelp.com

Find us more

<https://www.facebook.com/autoinsertion>

Know more our team

<https://cn.linkedin.com/in/smtsupplier>

Welcome to our factory in Shenzhen China

See more machine working video, please Youtube

[Auto Insertion](#)

Google

Auto+insertion, to get more informations

Looking forward to your email

info@smthelp.com