

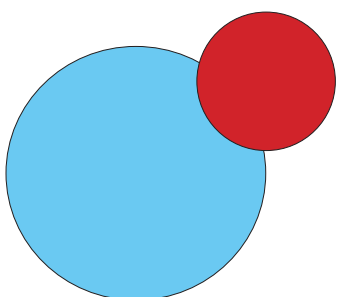




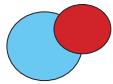
I Power the future
Lightening tomorrow



LITHIUM BATTERY SOLAR ENERGY STORAGE SYSTEM CATALOGUE 2024



SHANGHAI PVSYS NEW ENERGY CO.,LTD
PVSYS ENERGY GROUP LIMITED
ADD:3rd floor,No 1559 East Zhuan Xing Road,Shanghai,China.
Email: sales@pv-system.net
www.pv-system.net



Shanghai Pvsys New Energy Co.,Ltd is the professional manufacturer of solar panel,solar storage system in the market for more than 13 years.

With our newest technology of Topcon,HJT, our customers can get higher efficiency with best performance through the lifespan of the solar panel.

Our solar storage system is with built in solar hybrid inverter,mppt controller and LifePO4 battery with BMS(Battery Management System), it can be used in No-power areas and it also helps our cusotmer to save their energy bill.We are offering the customization of our solar system based on different needs from our customers. We blieve that "a suitable one for you!"

We have acquired the certificates of CE,IEC61215-1-1:2021,IEC61730-1:2018,IEC 61730-2:2018 and Fire safety Class.

With high quality solar products and best service,we have customers from Italy,Germany,Sweden,Spain,England,Dub ai,South Africa,New Zeland,Australian,Japan,Indonesia.etc more than 50 countries and areas.

We always seem "Quality is our life", without good quality,we can not go any further. We blieve with our effort,we will make the world better.



700KW in Japan



300KW in Japan



13KW in Japan



6KW in Tahiti



14.76KW in Sweden



39.6KW-15.12kWh in Iraq



Shanghai Pvsys New Energy Co.,Ltd
Email: sales@pv-system.net
www.pv-system.net

PERC MONOCRYSTALLINE SOLAR PANEL

PVS-410W/420W-M10H



Introduction:

Redefined the high-efficiency module series by integrating 182mm silicon wafers with PERC cell technologies. Our panel combined creative technology effectively and extremely improved the module efficiency and power output.

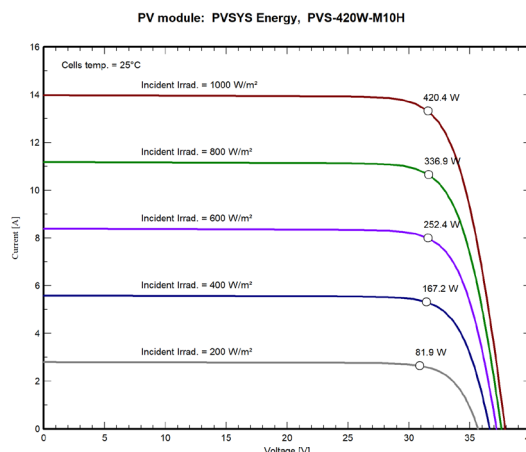
Key Features:

- Less mismatch to get more power
 - Less power loss by minimizing the shading impact
 - Competitive low light performance
 - 3 times EL test to ensure best quality
 - Anti-PID
- Ideal choice for utility and commercial scale projects by reduced BoS and improved ROI
 - Outstanding reliability proven by PVEL for stringent Environment condition: Sand, acid, salt and hail stones, 2400Pa wind load and 5400Pa snow load

Electrical Characteristics: STC: Irradiance 1000 W/m² module temperature 25 C AM=1.5

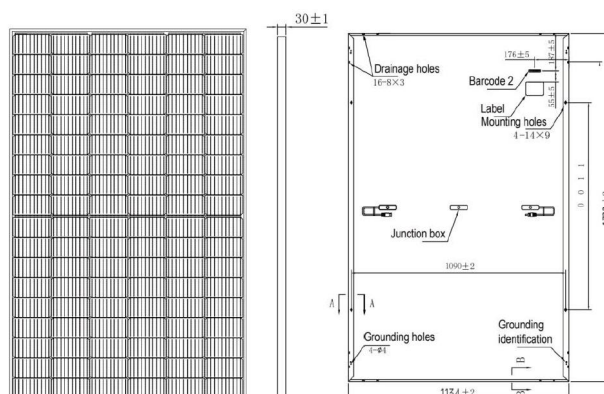
Module Type	PVS-410W-M10H	PVS-420W-M10H
Maximum Power (Pmp)	410W	420W
Open Circuit Voltage (Voc)	37.50V	37.90V
Short Circuit Current (Isc)	13.84A	13.97A
Maximum Power Voltage (Vmp)	31.30V	31.70V
Maximum Power Current (Imp)	13.10A	13.26A
Module Efficiency at STC(%)	22.37%	22.53%
Maximum System Voltage	1500VDC	
Maximum Series Fuse Rating	25A	
Power Tolerance	0~+3%	

Current-Voltage Characteristic (I-V Curve)



Mechanical Specifications:

External Dimensions	1722x1134x30mm
Solar Cells	Mono 108cells
Front Glass	3.2mm tempered glass
Frame	Anodized aluminum alloy
Junction Box	IP68, 3 diodes
Output Cables	4.0mm ²
Weight	22kg
Mechanical Load	Front side 5400Pa Rear side 2400Pa
Packing	36pcs/pallet, 936pcs/40HQ



Temperature ratings (STC):

Temperature Coefficient of Isc	+0.040%/°C
Temperature Coefficient of Voc	-0.270%/°C
Temperature Coefficient of Pmax	-0.350%/°C

Product warranty:

15 years guarantee on product material and workmanship
25 years guarantee on Liner power output


Quality Standard: IEC61215-1-1:2021, IEC61730-1 :2018, IEC61730-2:2018, Fire safety Class C



Shanghai Pvsys New Energy Co.,Ltd
Email: sales@pv-system.net
www.pv-system.net

N-TYPE MONOCRYSTALLINE SOLAR PANEL

PVS-430W/440W-M10HDT



Introduction:

Redefined the high-efficiency module series by integrating 182mm silicon wafers with N-type cell technologies. Our panel combined creative technology effectively and extremely improved the module efficiency and power output.

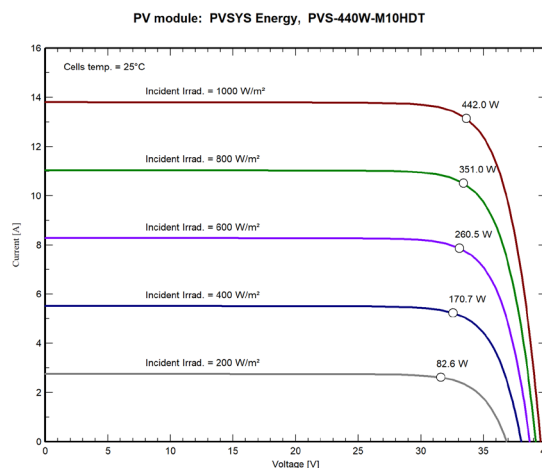
Key Features:

- Less mismatch to get more power
 - Less power loss by minimizing the shading impact
 - Competitive low light performance
 - 3 times EL test to ensure best quality
 - Anti-PID
- Ideal choice for utility and commercial scale projects by reduced BoS and improved ROI
 - Outstanding reliability proven by PVEL for stringent Environment condition: Sand, acid, salt and hail stones, 2400Pa wind load and 5400Pa snow load

Electrical Characteristics: STC: Irradiance 1000 W/m² module temperature 25 C AM=1.5

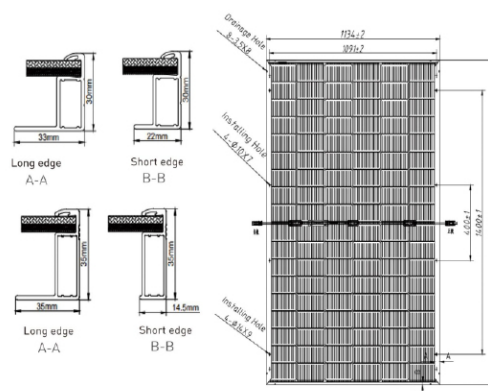
Module Type	PVS-430W-M10HDT	PVS-440W-M10HDT
Maximum Power (Pmp)	430W	440W
Open Circuit Voltage (Voc)	38.16V	39.57V
Short Circuit Current (Isc)	13.65A	13.80A
Maximum Power Voltage (Vmp)	32.58V	32.99V
Maximum Power Current (Imp)	13.20A	13.34A
Module Efficiency at STC(%)	22.02%	22.53%
Maximum System Voltage	1500VDC	
Maximum Series Fuse Rating	25A	
Power Tolerance	0~+3%	

Current-Voltage Characteristic (I-V Curve)



Mechanical Specifications:

External Dimensions	1722x1134x30mm
Solar Cells	Mono 108cells
Front Glass	3.2mm tempered glass
Frame	Anodized aluminum alloy
Junction Box	IP68, 3 diodes
Output Cables	4.0mm ²
Weight	22kg
Mechanical Load	Front side 5400Pa Rear side 2400Pa
Packing	36pcs/pallet, 936pcs/40HQ



Temperature ratings (STC):

Temperature Coefficient of Isc	+0.048%/°C
Temperature Coefficient of Voc	-0.270%/°C
Temperature Coefficient of Pmax	-0.350%/°C

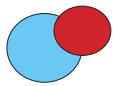
Product warranty:

15 years guarantee on product material and workmanship
30 years guarantee on Liner power output

Quality Standard: IEC61215-1-1:2021, IEC61730-1 :2018, IEC61730-2:2018, Fire safety Class C




Temperature Coefficient of Isc	+0.046%/°C
Temperature Coefficient of Voc	-0.250%/°C
Temperature Coefficient of Pmax	-0.300%/°C



N-TYPE MONOCRYSTALLINE SOLAR PANEL

PVS-575W/580W-M10HDT



Introduction:

Redefined the high-efficiency module series by integrating 182mm silicon wafers with N-type cell technologies. Our panel combined creative technology effectively and extremely improved the module efficiency and power output.

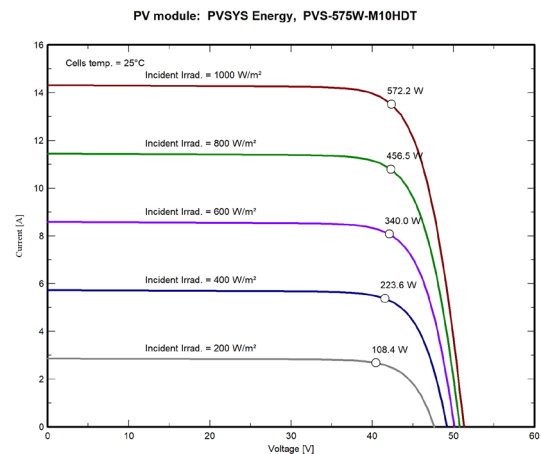
Key Features:

- Less mismatch to get more power
 - Less power loss by minimizing the shading impact
 - Competitive low light performance
 - 3 times EL test to ensure best quality
 - Anti-PID
- Ideal choice for utility and commercial scale projects by reduced BoS and improved ROI
 - Outstanding reliability proven by PVEL for stringent Environment condition: Sand , acid, salt and hail stones, 2400Pa wind load and 5400Pa snow load

Electrical Characteristics: STC: Irradiance 1000 W/m² module temperature 25 C AM=1.5

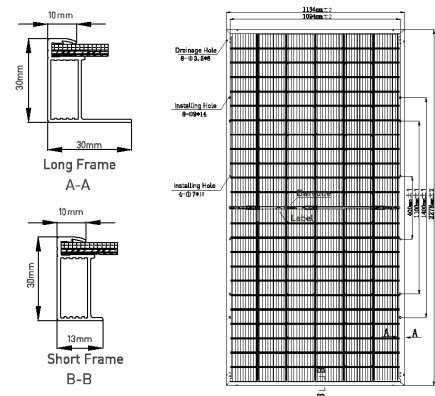
Module Type	PVS-575W-M10HDT	PVS-580W-M10HDT
Maximum Power (Pmp)	575W	580W
Open Circuit Voltage (Voc)	51.27V	51.47V
Short Circuit Current (Isc)	14.31A	14.37A
Maximum Power Voltage (Vmp)	42.44V	42.59V
Maximum Power Current (Imp)	13.55A	13.62A
Module Efficiency at STC(%)	22.26%	22.45%
Maximum System Voltage	1500VDC	
Maximum Series Fuse Rating	30A	
Power Tolerance	0~+3%	

Current-Voltage Characteristic (I-V Curve)



Mechanical Specifications:

External Dimensions	2278x1134x30 mm
Solar Cells	N-Type Mono 144cells(6*24)
Front Glass	3.2mm tempered glass
Frame	Anodized aluminum alloy
Junction Box	IP68, 3 diodes
Output Cables	4.0mm ² (300mm+/300mm-)
Weight	32kg
Mechanical Load	Front side 5400Pa Rear side 2400Pa
Packing	36pcs/pallet, 720pcs/40HQ



Temperature ratings (STC):

Temperature Coefficient of Isc	+0.046%/°C
Temperature Coefficient of Voc	-0.250%/°C
Temperature Coefficient of Pmax	-0.290%/°C

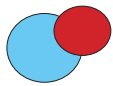
Product warranty:

15 years guarantee on product material and workmanship
30 years guarantee on Liner power output

Quality Standard: IEC61215-1-1:2021, IEC61730-1 :2018, IEC61730-2:2018, Fire safety Class C



Temperature Coefficient of Isc	+0.046%/°C
Temperature Coefficient of Voc	-0.250%/°C
Temperature Coefficient of Pmax	-0.290%/°C



PERC MONOCRYSTALLINE SOLAR PANEL

PVS-545W/550W-M10H



Introduction:

Redefined the high-efficiency module series by integrating 182mm silicon wafers with PERC cell technologies. Our panel combined creative technology effectively and extremely improved the module efficiency and power output.

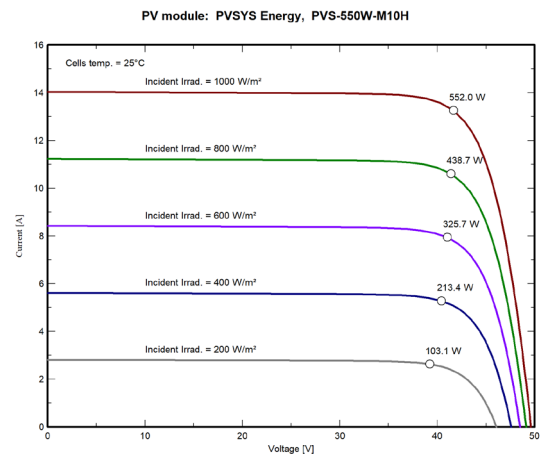
Key Features:

- Less mismatch to get more power
 - Less power loss by minimizing the shading impact
 - Competitive low light performance
 - 3 times EL test to ensure best quality
 - Anti-PID
- Ideal choice for utility and commercial scale projects by reduced BoS and improved ROI
 - Outstanding reliability proven by PVEL for stringent Environment condition: Sand, acid, salt and hail stones, 2400Pa wind load and 5400Pa snow load

Electrical Characteristics: STC: Irradiance 1000 W/m² module temperature 25 C AM=1.5

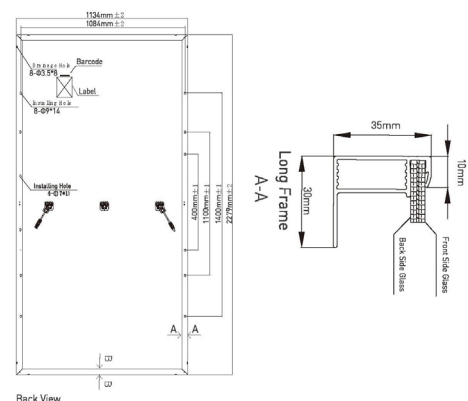
Module Type	PVS-545W-M10H	PVS-550W-M10H
Maximum Power (Pmp)	545W	550W
Open Circuit Voltage (Voc)	49.52V	49.62V
Short Circuit Current (Isc)	13.94A	14.03A
Maximum Power Voltage (Vmp)	40.80V	40.90V
Maximum Power Current (Imp)	13.36A	13.45A
Module Efficiency at STC(%)	21.2%	21.4%
Maximum System Voltage	1500VDC	
Maximum Series Fuse Rating	30A	
Power Tolerance	0~+3%	

Current-Voltage Characteristic (I-V Curve)



Mechanical Specifications:

External Dimensions	2279x1134x35 mm
Solar Cells	Mono 144cells(6*24)
Front Glass	3.2mm tempered glass
Frame	Anodized aluminum alloy
Junction Box	IP68, 3 diodes
Output Cables	4.0mm ²
Weight	29.4kg
Mechanical Load	Front side 5400Pa Rear side 2400Pa
Packing	31pcs/pallet, 620pcs/40HQ



Temperature ratings (STC):

Temperature Coefficient of Isc	+0.048%/°C
Temperature Coefficient of Voc	-0.270%/°C
Temperature Coefficient of Pmax	-0.290%/°C

Product warranty:


15 years guarantee on product material and workmanship
25 years guarantee on Liner power output

Quality Standard: IEC61215-1-1:2021, IEC61730-1 :2018, IEC61730-2:2018, Fire safety Class C



HPBC MONOCRYSTALLINE SOLAR PANEL

PVS-590W/600W-M10HDT



Introduction:

Redefined the high-efficiency module series by integrating 182mm silicon wafers with HPBC cell technologies. Our panel combined creative technology effectively and extremely improved the module efficiency and power output.

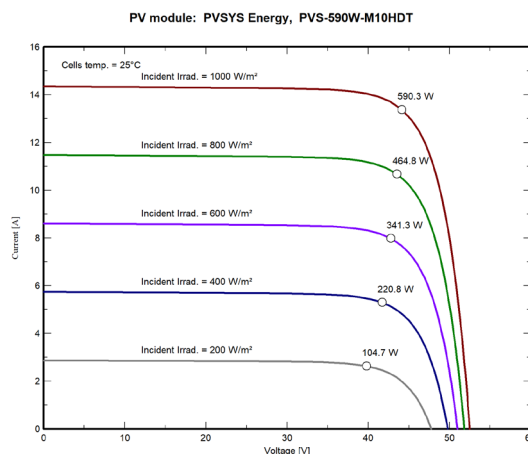
Key Features:

- Less mismatch to get more power
 - Less power loss by minimizing the shading impact
 - Competitive low light performance
 - 3 times EL test to ensure best quality
 - Anti-PID
- Ideal choice for utility and commercial scale projects by reduced BoS and improved ROI
 - Outstanding reliability proven by PVEL for stringent Environment condition: Sand, acid, salt and hail stones, 2400Pa wind load and 5400Pa snow load

Electrical Characteristics: STC: Irradiance 1000 W/m² module temperature 25 C AM=1.5

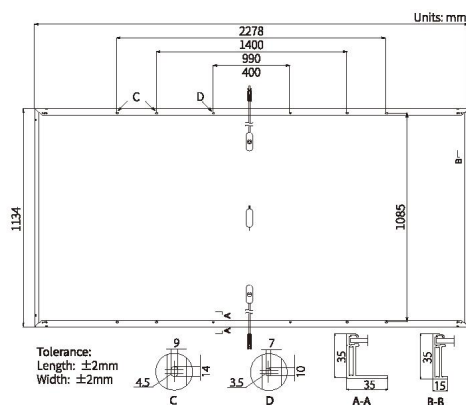
Module Type	PVS-590W-M10HDT	PVS-600W-M10HDT
Maximum Power (Pmp)	585W	600W
Open Circuit Voltage (Voc)	52.49V	52.79V
Short Circuit Current (Isc)	14.34A	14.47A
Maximum Power Voltage (Vmp)	44.38V	44.68V
Maximum Power Current (Imp)	13.30A	13.43A
Module Efficiency at STC(%)	22.8%	23.2%
Maximum System Voltage	1500VDC	
Maximum Series Fuse Rating	25A	
Power Tolerance	0~+3%	

Current-Voltage Characteristic (I-V Curve)



Mechanical Specifications:

External Dimensions	2278x1134x35 mm
Solar Cells	Mono 144cells(6*24)
Front Glass	3.2mm tempered glass
Frame	Anodized aluminum alloy
Junction Box	IP68, 3 diodes
Output Cables	4.0mm ²
Weight	27.5kg
Mechanical Load	Front side 5400Pa Rear side 2400Pa
Packing	31pcs/pallet, 620pcs/40HQ



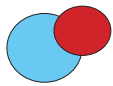
Temperature ratings (STC):

Temperature Coefficient of Isc	+0.050%/°C
Temperature Coefficient of Voc	-0.230%/°C
Temperature Coefficient of Pmax	-0.290%/°C


Product warranty:

15 years guarantee on product material and workmanship
25 years guarantee on Liner power output

Quality Standard: IEC61215-1-1:2021, IEC61730-1 :2018, IEC61730-2:2018, Fire safety Class C



HJT MONOCRYSTALLINE SOLAR PANEL PVS-695W/700W-M12HDT



Introduction:

Redefined the high-efficiency module series by integrating 210mm silicon wafers with HJT cell technologies. Our panel combined creative technology effectively and extremely improved the module efficiency and power output.

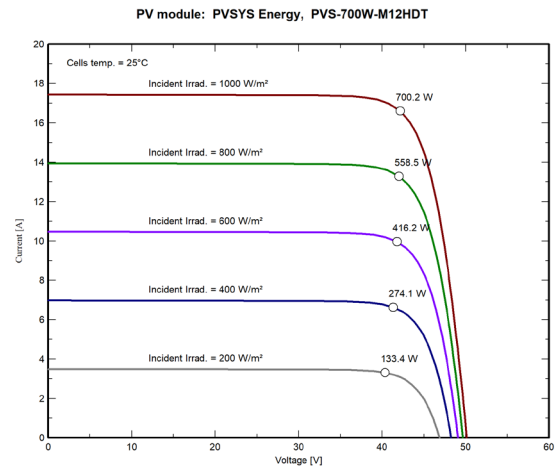
Key Features:

- Less mismatch to get more power
 - Less power loss by minimizing the shading impact
 - Competitive low light performance
 - 3 times EL test to ensure best quality
 - Anti-PID
- Ideal choice for utility and commercial scale projects by reduced BoS and improved ROI
 - Outstanding reliability proven by PVEL for stringent Environment condition: Sand, acid, salt and hail stones, 2400Pa wind load and 5400Pa snow load

Electrical Characteristics: STC: Irradiance 1000 W/m² module temperature 25 C AM=1.5

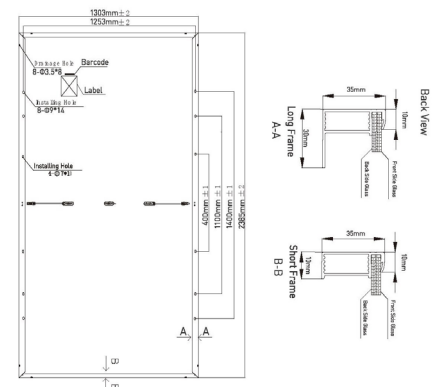
Module Type	PVS-695W-M12HDT	PVS-700W-M12HDT
Maximum Power (Pmp)	695W	700W
Open Circuit Voltage (Voc)	49.98V	50.13V
Short Circuit Current (Isc)	17.37A	17.43A
Maximum Power Voltage (Vmp)	41.95V	42.10V
Maximum Power Current (Imp)	16.57A	16.63A
Module Efficiency at STC(%)	22.37%	22.53%
Maximum System Voltage	1500VDC	
Maximum Series Fuse Rating	35A	
Power Tolerance	0~+3%	

Current-Voltage Characteristic (I-V Curve)



Mechanical Specifications:

External Dimensions	2385x1303x35 mm
Solar Cells	Mono 132cells
Front Glass	3.2mm tempered glass
Frame	Anodized aluminum alloy
Junction Box	IP68, 3 diodes
Output Cables	4.0mm ²
Weight	38.7kg
Mechanical Load	Front side 5400Pa Rear side 2400Pa
Packing	31pcs/pallet, 558pcs/40HQ



Temperature ratings (STC):

Temperature Coefficient of Isc	+0.040%/°C
Temperature Coefficient of Voc	-0.240%/°C
Temperature Coefficient of Pmax	-0.260%/°C


Product warranty:

15 years guarantee on product material and workmanship
30 years guarantee on Liner power output

Quality Standard: IEC61215-1-1:2021, IEC61730-1 :2018, IEC61730-2:2018, Fire safety Class C



HJT MONOCRYSTALLINE SOLAR PANEL
PVS-710W/720W-M12HDT



Introduction:

Redefined the high-efficiency module series by integrating 210mm silicon wafers with HJT cell technologies. Our panel combined creative technology effectively and extremely improved the module efficiency and power output.

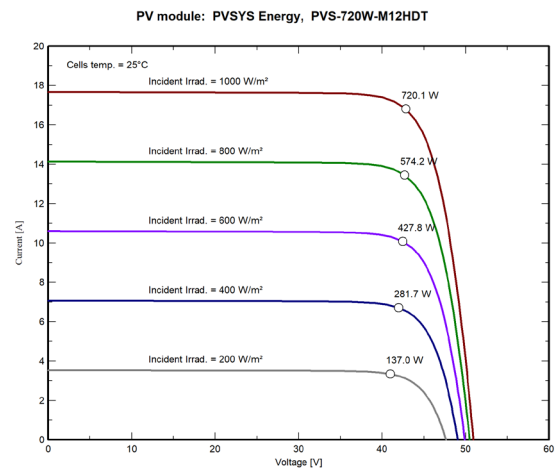
Key Features:

- Less mismatch to get more power
- Less power loss by minimizing the shading impact
- Competitive low light performance
- 3 times EL test to ensure best quality
- Anti-PID
- Ideal choice for utility and commercial scale projects by reduced BoS and improved ROI
- Outstanding reliability proven by PVEL for stringent Environment condition: Sand , acid, salt and hail stones, 2400Pa wind load and 5400Pa snow load

Electrical Characteristics: STC: Irradiance 1000 W/m² module temperature 25 C AM=1.5

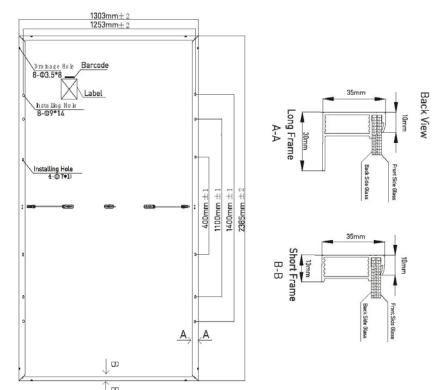
Module Type	PVS-710W-M12HDT	PVS-720W-M12HDT
Maximum Power (Pmp)	710W	720W
Open Circuit Voltage (Voc)	50.44V	50.95V
Short Circuit Current (Isc)	17.55A	17.66A
Maximum Power Voltage (Vmp)	42.40V	42.70V
Maximum Power Current (Imp)	16.75A	16.86A
Module Efficiency at STC(%)	22.85%	23.17%
Maximum System Voltage	1500VDC	
Maximum Series Fuse Rating	35A	
Power Tolerance	0~+3%	

Current-Voltage Characteristic (I-V Curve)



Mechanical Specifications:

External Dimensions	2385x1303x35 mm
Solar Cells	Mono 132cells
Front Glass	3.2mm tempered glass
Frame	Anodized aluminum alloy
Junction Box	IP68, 3 diodes
Output Cables	4.0mm2
Weight	38.7kg
Mechanical Load	Front side 5400Pa Rear side 2400Pa
Packing	31pcs/pallet, 558pcs/40HQ



Product warranty:

15 years guarantee on product material and workmanship
30 years guarantee on Liner power output

Quality Standard: IEC61215-1-1:2021, IEC61730-1 :2018, IEC61730-2:2018, Fire safety Class C


Temperature ratings (STC):

Temperature Coefficient of Isc	+0.040%/°C
Temperature Coefficient of Voc	-0.240%/°C
Temperature Coefficient of Pmax	-0.260%/°C



FLEXIBLE MONOCRYSTALLINE SOLAR PANEL

PVS-350W-FM6



Introduction:

Redefined the high-efficiency module series by integrating 166mm silicon wafers with flexible cell technologies. Our panel combined creative technology effectively and extremely improved the module efficiency and power output.

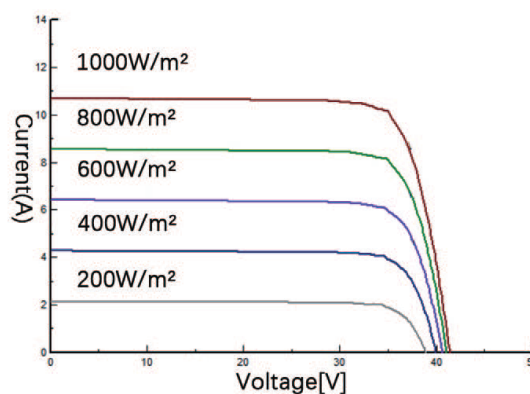
Key Features:

- Light Weight, Frameless, Glass free
- Flexibility, Special manufacturing process and material provide bending ability
- Aesthetic Appearance, Half cell design, High Consistency
- Easy Installation, Light weight, easy for handling
- Customized, Provide customized service

Electrical Characteristics: STC:Irradiance 1000 W/m² module temperature 25 C AM=1.5

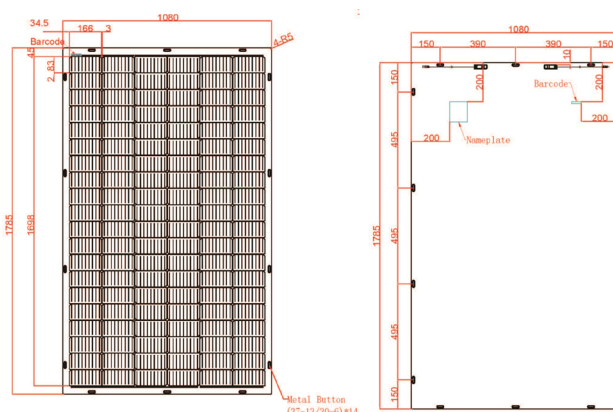
Module Type	PVS-350W-FM6
Maximum Power (Pmp)	350W
Open Circuit Voltage (Voc)	41.40V
Short Circuit Current (Isc)	10.70A
Maximum Power Voltage (Vmp)	34.70V
Maximum Power Current (Imp)	10.09A
Module Efficiency at STC(%)	18.16%
Maximum System Voltage	1000VDC
Maximum Series Fuse Rating	20A
Power Tolerance	0~+3%

Current-Voltage Characteristic (I-V Curve)



Mechanical Specifications:

External Dimensions	1785x1080x3 mm 1785x1080x18 mm(J-Box included)
Solar Cells	Mono 120cells
Cell Size	166x83 mm
Junction Box	IP67
Output Cables	4.0mm ²
Weight	6.1kg
Mechanical Load	Front side 5400Pa Rear side 2400Pa
Packing	70pcs/pallet 420pcs/20HQ,1820pcs/40HQ



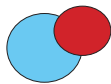
Temperature ratings (STC):

Temperature Coefficient of Isc	+0.020%/°C
Temperature Coefficient of Voc	-0.280%/°C
Temperature Coefficient of Pmax	-0.380%/°C

Product warranty:


12 years guarantee on product material and workmanship
25 years guarantee on Liner power output

Quality Standard: IEC61215-1-1:2021, IEC61730-1 :2018, IEC61730-2:2018, Fire safety Class C



FLEXIBLE MONOCRYSTALLINE SOLAR PANEL

PVS-400W/410W-FM10



Introduction:

Redefined the high-efficiency module series by integrating 182mm silicon wafers with flexible cell technologies. Our panel combined creative technology effectively and extremely improved the module efficiency and power output.

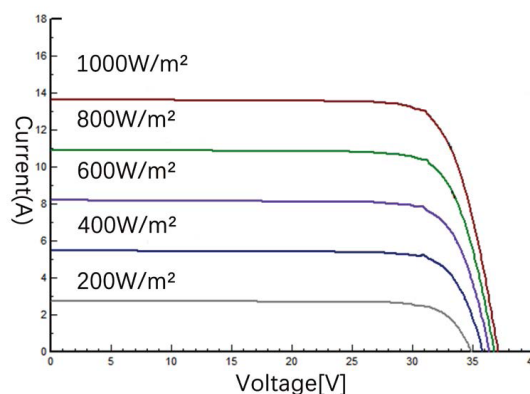
Key Features:

- Light Weight, Frameless, Glass free
- Flexibility, Special manufacturing process and material provide bending ability
- Aesthetic Appearance, Half cell design, High Consistency
- Easy Installation, Light weight, easy for handling
- Customized, Provide customized service

Electrical Characteristics: STC: Irradiance 1000 W/m² module temperature 25 °C AM=1.5

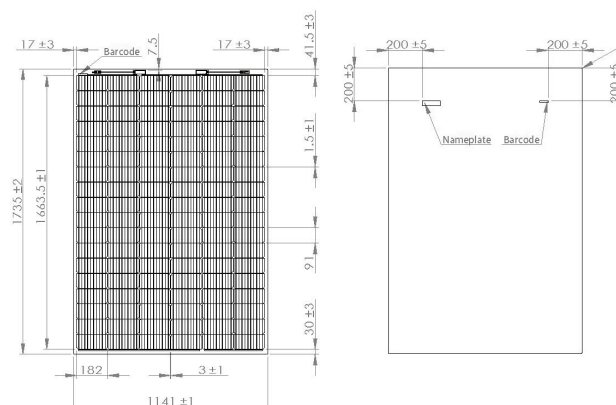
Module Type	PVS-400W-FM10	PVS-410W-FM10
Maximum Power (Pmp)	400W	410W
Open Circuit Voltage (Voc)	37.10V	37.30V
Short Circuit Current (Isc)	13.66A	13.90A
Maximum Power Voltage (Vmp)	30.70V	30.90V
Maximum Power Current (Imp)	13.03A	13.29A
Module Efficiency at STC(%)	20.21%	20.71%
Maximum System Voltage	1500VDC	
Maximum Series Fuse Rating	20A	
Power Tolerance	0~+3%	

Current-Voltage Characteristic (I-V Curve)



Mechanical Specifications:

External Dimensions	1735x1141x3 mm 1735x1141x18 mm (J-Box included)
Solar Cells	Mono 108cells
Cell Size	182x91 mm
Junction Box	IP67
Output Cables	4.0mm ²
Weight	6.3kg
Mechanical Load	Front side 5400Pa Rear side 2400Pa
Packing	70pcs/pallet 420pcs/20HQ, 1820pcs/40HQ



Product warranty:

12 years guarantee on product material and workmanship
25 years guarantee on Liner power output

Quality Standard: IEC61215-1-1:2021, IEC61730-1 :2018, IEC61730-2:2018, Fire safety Class C


Temperature ratings (STC):

Temperature Coefficient of Isc	+0.020%/°C
Temperature Coefficient of Voc	-0.280%/°C
Temperature Coefficient of Pmax	-0.380%/°C



PERC MONOCRYSTALLINE SOLAR PANEL

PVS-100W/120W-36M



Introduction:

Redefined the high-efficiency module series by integrating 210mm silicon wafers with PERC cell technologies. Our panel combined creative technology effectively and extremely improved the module efficiency and power output.

Key Features:

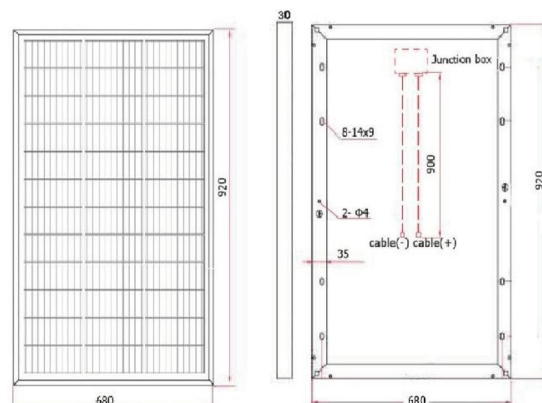
- Less mismatch to get more power
- Less power loss by minimizing the shading impact
- Competitive low light performance
- 3 times EL test to ensure best quality
- Anti-PID
- Ideal choice for utility and commercial scale projects by reduced BoS and improved ROI
- Outstanding reliability proven by PVEL for stringent Environment condition: Sand, acid, salt and hail stones, 2400Pa wind load and 5400Pa snow load

Electrical Characteristics: STC: Irradiance 1000 W/m² module temperature 25 C AM=1.5

Module Type	PVS-100W-36M	PVS-105W-36M	PVS-110W-36M	PVS-115W-36M	PVS-120W-36M
Maximum Power (Pmp)	100W	105W	110W	115W	120W
Open Circuit Voltage (Voc)	23.14V	23.40V	23.66V	23.92V	24.18V
Short Circuit Current (Isc)	7.31A	7.60A	7.87A	8.13A	8.40A
Maximum Power Voltage (Vmp)	17.80V	18.00V	18.20V	18.4V	18.60V
Maximum Power Current (Imp)	5.62A	5.84A	6.05A	6.25A	6.46A
Module Efficiency at STC(%)	15.99%	16.78%	17.58%	18.38%	19.18%
Maximum System Voltage	1500VDC				
Maximum Series Fuse Rating	15A				
Power Tolerance	0~+3%				

Mechanical Specifications:

External Dimensions	920x680x30 mm
Solar Cells	210mm*70mm (36cells)
Front Glass	3.2mm tempered glass
Frame	Anodized aluminum alloy
Junction Box	IP65 with bypass diodes
Output Cables	2.5mm ² 900mm
Weight	8kg (Approximate)
Mechanical Load	Front side 5400Pa Rear side 2400Pa



Temperature ratings (STC):

Temperature Coefficient of Isc	+0.050%/°C
Temperature Coefficient of Voc	-0.230%/°C
Temperature Coefficient of Pmax	-0.290%/°C

Product warranty:


15 years guarantee on product material and workmanship
25 years guarantee on Liner power output

Quality Standard: IEC61215-1-1:2021, IEC61730-1 :2018, IEC61730-2:2018, Fire safety Class C



PERC MONOCRYSTALLINE SOLAR PANEL

PVS-170W/190W-39M



Introduction:

Redefined the high-efficiency module series by integrating 210mm silicon wafers with PERC cell technologies. Our panel combined creative technology effectively and extremely improved the module efficiency and power output.

Key Features:

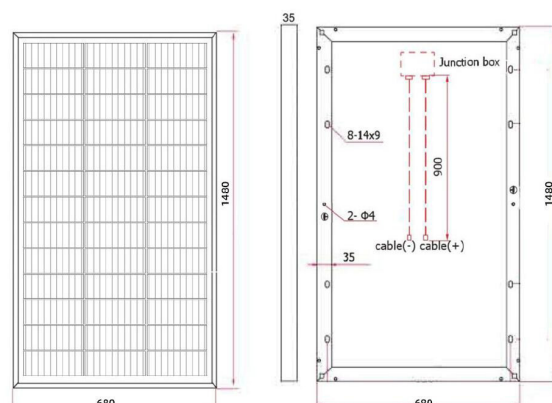
- Less mismatch to get more power
- Less power loss by minimizing the shading impact
- Competitive low light performance
- 3 times EL test to ensure best quality
- Anti-PID
- Ideal choice for utility and commercial scale projects by reduced BoS and improved ROI
- Outstanding reliability proven by PVEL for stringent Environment condition: Sand, acid, salt and hail stones, 2400Pa wind load and 5400Pa snow load

Electrical Characteristics: STC: Irradiance 1000 W/m² module temperature 25 C AM=1.5

Module Type	PVS-170W-39M	PVS-175W-39M	PVS-180W-39M	PVS-185W-39M	PVS-190W-39M
Maximum Power (Pmp)	170W	175W	180W	185W	190W
Open Circuit Voltage (Voc)	27.89V	28.15V	28.40V	28.65V	28.90V
Short Circuit Current (Isc)	10.31A	10.52A	10.73A	10.92A	11.12A
Maximum Power Voltage (Vmp)	21.45V	21.65V	21.84V	22.04V	22.23V
Maximum Power Current (Imp)	7.93A	8.09A	8.25A	8.40A	8.55A
Cell Efficiency at STC(%)	19.80%	20.40%	21.00%	21.50%	22.10%
Maximum System Voltage	1500VDC				
Maximum Series Fuse Rating	15A				
Power Tolerance	0~+3%				

Mechanical Specifications:

External Dimensions	1480x680x35 mm
Solar Cells	210mm*105mm (39cells)
Front Glass	3.2mm tempered glass
Frame	Anodized aluminum alloy
Junction Box	IP67 with bypass diodes
Output Cables	2.5mm ² 900mm
Weight	12kg (Approximate)
Mechanical Load	Front side 5400Pa Rear side 2400Pa



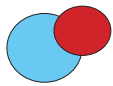
Temperature ratings (STC):

Temperature Coefficient of Isc	+0.050%/°C
Temperature Coefficient of Voc	-0.230%/°C
Temperature Coefficient of Pmax	-0.290%/°C

Product warranty:

15 years guarantee on product material and workmanship
25 years guarantee on Liner power output

Quality Standard: IEC61215-1-1:2021, IEC61730-1 :2018, IEC61730-2:2018, Fire safety Class C



PERC MONOCRYSTALLINE SOLAR PANEL

PVS-210W/250W-64M



Introduction:

Redefined the high-efficiency module series by integrating 182mm silicon wafers with PERC cell technologies. Our panel combined creative technology effectively and extremely improved the module efficiency and power output.

Key Features:

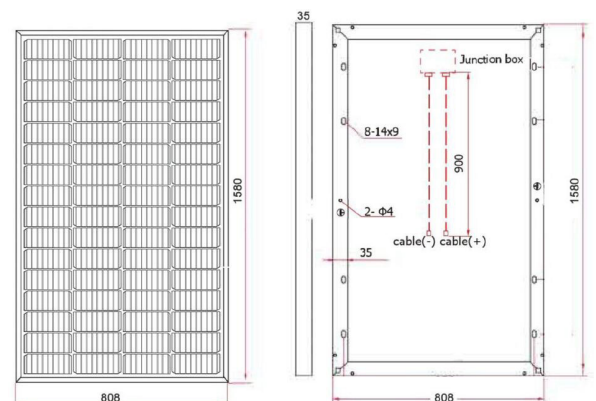
- Less mismatch to get more power
- Less power loss by minimizing the shading impact
- Competitive low light performance
- 3 times EL test to ensure best quality
- Anti-PID
- Ideal choice for utility and commercial scale projects by reduced BoS and improved ROI
- Outstanding reliability proven by PVEL for stringent Environment condition: Sand, acid, salt and hail stones, 2400Pa wind load and 5400Pa snow load

Electrical Characteristics: STC: Irradiance 1000 W/m² module temperature 25 C AM=1.5

Module Type	PVS-210W-64M	PVS-220W-64M	PVS-230W-64M	PVS-240W-64M	PVS-250W-64M
Maximum Power (Pmp)	210W	220W	230W	240W	250W
Open Circuit Voltage (Voc)	42.47V	43.00V	43.58V	43.97V	44.80V
Short Circuit Current (Isc)	6.46A	6.55A	6.64A	6.73A	6.82A
Maximum Power Voltage (Vmp)	37.23V	38.02V	38.53V	39.04V	39.55V
Maximum Power Current (Imp)	5.65A	5.79A	6.01A	6.15A	6.32A
Cell Efficiency at STC(%)	20.10%	21.00%	21.90%	22.80%	23.70%
Maximum System Voltage	1500VDC				
Maximum Series Fuse Rating	25A				
Power Tolerance	0~+3%				

Mechanical Specifications:

External Dimensions	1580x808x35 mm
Solar Cells	182mm*91mm (64cells)
Front Glass	3.2mm tempered glass
Frame	Anodized aluminum alloy
Junction Box	IP67 with bypass diodes
Output Cables	4mm ² 900mm
Weight	16.5kg (Approximate)
Mechanical Load	Front side 5400Pa Rear side 2400Pa



Temperature ratings (STC):

Temperature Coefficient of Isc	+0.050%/°C
Temperature Coefficient of Voc	-0.230%/°C
Temperature Coefficient of Pmax	-0.290%/°C

Product warranty:


15 years guarantee on product material and workmanship
25 years guarantee on Liner power output

Quality Standard: IEC61215-1-1:2021, IEC61730-1 :2018, IEC61730-2:2018, Fire safety Class C



PERC MONOCRYSTALLINE SOLAR PANEL

PVS-230W/270W-32M



Introduction:

Redefined the high-efficiency module series by integrating 182mm silicon wafers with PERC cell technologies. Our panel combined creative technology effectively and extremely improved the module efficiency and power output.

Key Features:

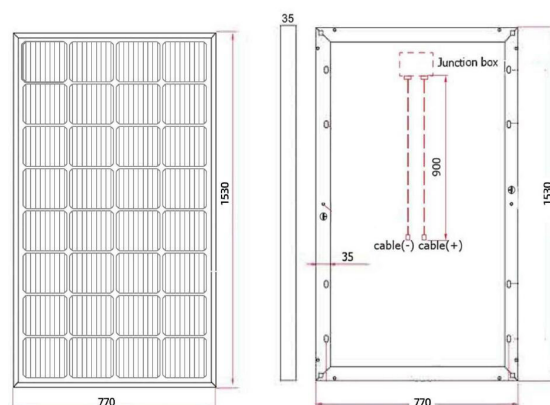
- Less mismatch to get more power
- Less power loss by minimizing the shading impact
- Competitive low light performance
- 3 times EL test to ensure best quality
- Anti-PID
- Ideal choice for utility and commercial scale projects by reduced BoS and improved ROI
- Outstanding reliability proven by PVEL for stringent Environment condition: Sand, acid, salt and hail stones, 2400Pa wind load and 5400Pa snow load

Electrical Characteristics: STC: Irradiance 1000 W/m² module temperature 25 C AM=1.5

Module Type	PVS-230W-32M	PVS-240W-32M	PVS-250W-32M	PVS-260W-32M	PVS-270W-32M
Maximum Power (Pmp)	230W	240W	250W	260W	270W
Open Circuit Voltage (Voc)	24.60V	25.01V	25.43V	25.85V	26.26V
Short Circuit Current (Isc)	15.81A	16.22A	16.62A	17.00A	17.38A
Maximum Power Voltage (Vmp)	18.92V	19.24V	19.56V	19.88V	20.20V
Maximum Power Current (Imp)	12.16A	12.48A	12.79A	13.08A	13.37A
Cell Efficiency at STC(%)	21.70%	22.64%	23.59%	24.53%	25.47%
Maximum System Voltage	1500VDC				
Maximum Series Fuse Rating	20A				
Power Tolerance	0~+3%				

Mechanical Specifications:

External Dimensions	1530x770x35 mm
Solar Cells	182mm*182mm (32cells)
Front Glass	3.2mm tempered glass
Frame	Anodized aluminum alloy
Junction Box	IP67 with bypass diodes
Output Cables	4mm ² 900mm
Weight	15kg (Approximate)
Mechanical Load	Front side 5400Pa Rear side 2400Pa



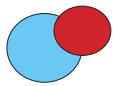
Temperature ratings (STC):

Temperature Coefficient of Isc	+0.050%/°C
Temperature Coefficient of Voc	-0.230%/°C
Temperature Coefficient of Pmax	-0.290%/°C

Product warranty:


15 years guarantee on product material and workmanship
25 years guarantee on Liner power output

Quality Standard: IEC61215-1-1:2021, IEC61730-1 :2018, IEC61730-2:2018, Fire safety Class C



PERC MONOCRYSTALLINE SOLAR PANEL

PVS-310W/330W-60M



Introduction:

Redefined the high-efficiency module series by integrating 182mm silicon wafers with PERC cell technologies. Our panel combined creative technology effectively and extremely improved the module efficiency and power output.

Key Features:

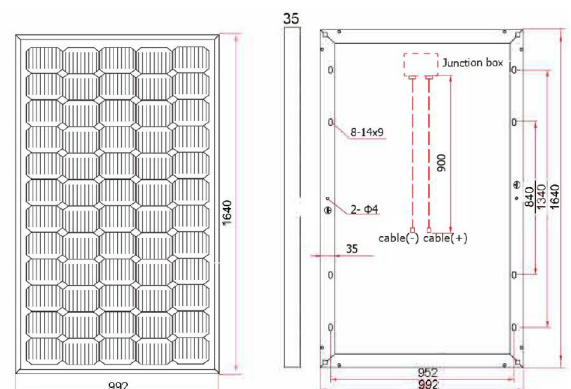
- Less mismatch to get more power
- Less power loss by minimizing the shading impact
- Competitive low light performance
- 3 times EL test to ensure best quality
- Anti-PID
- Ideal choice for utility and commercial scale projects by reduced BoS and improved ROI
- Outstanding reliability proven by PVEL for stringent Environment condition: Sand, acid, salt and hail stones, 2400Pa wind load and 5400Pa snow load

Electrical Characteristics: STC: Irradiance 1000 W/m² module temperature 25 C AM=1.5

Module Type	PVS-310W-60M	PVS-315W-60M	PVS-320W-60M	PVS-325W-60M	PVS-330W-60M
Maximum Power (Pmp)	310W	315W	320W	325W	330W
Open Circuit Voltage (Voc)	43.36V	43.50V	43.74V	43.92V	44.20V
Short Circuit Current (Isc)	9.26A	9.39A	9.48A	9.59A	9.70A
Maximum Power Voltage (Vmp)	36.13V	36.25V	36.45V	36.60V	36.83V
Maximum Power Current (Imp)	8.58A	8.69A	8.78A	8.88A	8.96A
Cell Efficiency at STC(%)	21.90%	22.30%	22.60%	23.00%	23.30%
Maximum System Voltage	1500VDC				
Maximum Series Fuse Rating	20A				
Power Tolerance	0~+3%				

Mechanical Specifications:

External Dimensions	1640x992x35 mm
Solar Cells	182mm*130mm (60cells)
Front Glass	3.2mm tempered glass
Frame	Anodized aluminum alloy
Junction Box	IP68 with 3 bypass diodes
Output Cables	4mm ² 900mm
Weight	18kg (Approximate)
Mechanical Load	Front side 5400Pa Rear side 2400Pa



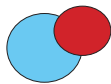
Temperature ratings (STC):

Temperature Coefficient of Isc	+0.050%/°C
Temperature Coefficient of Voc	-0.230%/°C
Temperature Coefficient of Pmax	-0.290%/°C

Product warranty:


15 years guarantee on product material and workmanship
25 years guarantee on Liner power output

Quality Standard: IEC61215-1-1:2021, IEC61730-1 :2018, IEC61730-2:2018, Fire safety Class C



PERC MONOCRYSTALLINE SOLAR PANEL

PVS-360W/380W-70M



Introduction:

Redefined the high-efficiency module series by integrating 182mm silicon wafers with PERC cell technologies. Our panel combined creative technology effectively and extremely improved the module efficiency and power output.

Key Features:

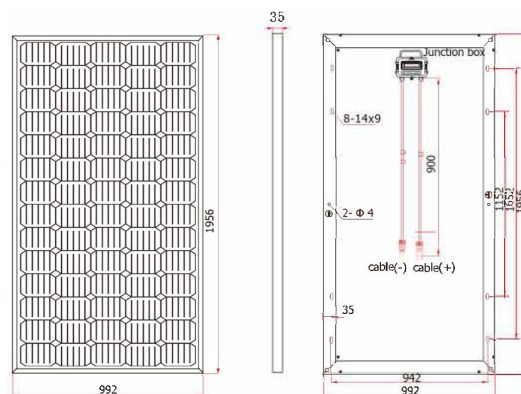
- Less mismatch to get more power
- Less power loss by minimizing the shading impact
- Competitive low light performance
- 3 times EL test to ensure best quality
- Anti-PID
- Ideal choice for utility and commercial scale projects by reduced BoS and improved ROI
- Outstanding reliability proven by PVEL for stringent Environment condition: Sand, acid, salt and hail stones, 2400Pa wind load and 5400Pa snow load

Electrical Characteristics: STC: Irradiance 1000 W/m² module temperature 25 C AM=1.5

Module Type	PVS-360W-70M	PVS-365W-70M	PVS-370W-70M	PVS-375W-70M	PVS-380W-70M
Maximum Power (Pmp)	360W	365W	370W	375W	380W
Open Circuit Voltage (Voc)	50.35V	50.69V	50.92V	51.02V	51.12V
Short Circuit Current (Isc)	9.27A	9.33A	9.42A	9.53A	9.64A
Maximum Power Voltage (Vmp)	41.96V	42.25V	42.43V	42.52V	42.60V
Maximum Power Current (Imp)	8.58A	8.64A	8.73A	8.82A	8.93A
Cell Efficiency at STC(%)	21.90%	22.10%	22.40%	22.80%	23.10%
Maximum System Voltage	1500VDC				
Maximum Series Fuse Rating	20A				
Power Tolerance	0~+3%				

Mechanical Specifications:

External Dimensions	1956x992x35 mm
Solar Cells	182mm*130mm (70cells)
Front Glass	3.2mm tempered glass
Frame	Anodized aluminum alloy
Junction Box	IP68 with 3 bypass diodes
Output Cables	4mm ² 900mm
Weight	22kg (Approximate)
Mechanical Load	Front side 5400Pa Rear side 2400Pa



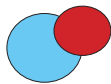
Temperature ratings (STC):

Temperature Coefficient of Isc	+0.050%/°C
Temperature Coefficient of Voc	-0.230%/°C
Temperature Coefficient of Pmax	-0.290%/°C

Product warranty:


15 years guarantee on product material and workmanship
25 years guarantee on Liner power output

Quality Standard: IEC61215-1-1:2021, IEC61730-1 :2018, IEC61730-2:2018, Fire safety Class C



ON/OFF GRID PV INVERTER

Hybrid Inverter PSX series



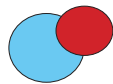
Product introduction:

PSX series is a new all-in-one solar charge inverter, which integrates solar energy storage & utility charging energy storage and AC sine wave output. Thanks to DSP control and advanced control algorithm, it has high response speed, high reliability and high industrial standard. Four charging modes are optional, i.e. Only Solar, Mains Priority, Solar Priority and Mains & Solar hybrid charging; and two output modes are available, i.e. inverter and Mains, to meet different application requirements

Performance characteristics:

- Three output modes, when the grid-connected function is enabled, grid-connected power generation or anti-reverse-current can be set, and it can also be set to off-grid output mode.
- Four charging modes, mains priority charging, solar priority charging, mains solar hybrid charging and solar only charging.
- Emergency function, support battery-free output and only PV start and load, with battery activation function.
- Parallel function, it can be flexibly combined to achieve up to 9 parallel machines.
- Protection function, perfect hardware and software protection function.
- The host computer and the APP cloud communication.

Model	PSX-2.5KW	PSX-3.5KW	PSX-5.5KW	PSX-10KW
INVERTER OUTPUT				
Rated output power (W)	2500	3500	5500	10000
Rated output power (VA)	2500	3500	5500	10000
Maximum Peak Power (W)	5000	6000	10000	15000
Load Capacity with Motors	2HP	2HP	4HP	6HP
Rated AC Output	230 Vac (200 / 208 / 220 / 240 Vac), 50 / 60Hz			
Output Voltage Waveform	Pure Sine Wave			
Inverter and Bypass Switching Time	10ms (typical)			
Parallel Capacity	9			
Maximum Battery Inverter Efficiency	93%			
Overload Protection	Load> 150% ± 10%: error and output shut down after 2 seconds .			
BATTERY				
Battery Type	Lithium / Lead-acid / User Defined			
Rated Battery Voltage	24V	48V		
Battery Voltage Range	20-33Vdc	40-60Vdc		
Max.MPPT Charging Current	60A	60A	100A	200A
Max.Mains Charging Current	60A	60A	60A	120A
Max.Hybrid Charging Current	120A	120A	100A	200A
PV CHARGING				
MPPT Quantity	1	1	1	2
Max. PV array power	1700W	3400W	5500W	5500W+5500W
Max. PV input current	50A	50A	22A	22A+22A
Max. Open Circuit Voltage	100Vdc	145Vdc	500Vdc	500Vdc+500Vdc
MPPT Voltage Range	30-85Vdc	60-115Vdc	120-450Vdc	
MPPT Tracking Efficiency	99.9%			
MAINS INPUT				
Input Voltage Range	90-280Vac/170-280Vac			
Frequency Range	50/60Hz±0.3Hz			
Output Short Circuit Protection	Circuit breaker			
Bypass Overload Current	24A	30A	40A	63A
SPECIFICATIONS				
Dimensions (W*D*H-mm)	280*105*360		350*130*455	445*130*630
Weight (kg)	6	7	12	27
Classification of waterproof	IP20			
Operating Temperature Range	-10 °C~55 °C			
Noise	<60dB			
Heat Dissipation	Forced air cooling (variable speed of fan)			
COMMUNICATION				
Embedded interface	RS485 / CAN / USB / Dry contact			
External module	WIFI/GPRS			



PV INVERTER&CONTROLLER INTEGRATED

High frequency PST series



Product introduction:

The PST series inverter control integrated is a pure sine wave photovoltaic off-grid power generation equipment that integrates the functions of a photovoltaic controller, a mains charger and a high-frequency inverter. The battery is charged through the controller or mains charger, and the battery supplies power to the inverter, which then supplies AC power to the AC load.

Performance characteristics:

- Small size and light weight
- High efficiency
- Pure sine wave inverter
- Selectable voltage input range, inverter output voltage can be used for home and PC
- The priority of AC, solar battery charging can be set through LCD settings
- Compatible with mains voltage or generator power supply
- Auto restart function, can be not guarded
- Overload and short circuit protection

Model	PST48-3K	PST48-5K
Output voltage(kVA)	3	5
Battery type(Optional)		
Rated voltage(VDC)	48	
Under voltage protection point(VDC)	Lead-acid battery 42, lithium battery 45(default setting)	
Under voltage recovery point(VDC)	Lead-acid battery 51.2, lithium battery 50(default setting)	
Over voltage protection point(VDC)	lead-acid battery 58, lithium battery 53(default setting)	
Over voltage recovery point(VDC)	Lead-acid battery 56, lithium battery 51(default setting)	
PV input		
PV input power(Wp)	3000	
Way of working	MPPT	
Starting voltage(VDC)	>66	
Voltage range(VDC)	70-256	
Maximum open circuit voltage(VDC)	256	
Float voltage(VDC)	Lithium battery 54	
Equalizing Voltage(VDC)	Lead-acid battery 55/lithium battery 52.2	
Mains bypass (optional)		
Input voltage allowable range(VAC)	220±15%	
Input frequency(Hz)	50/60±1%	
Mains charging (optional)		
Mains charging current(A)	10	
AC output		
Output waveform	L+N pure sine wave	
Output voltage(VAC)	220±3%	
Output frequency(Hz)	50/60±1%	
Output waveform distortion(THD)	≤5%(linear load)	
Inverter efficiency	≥1%	
Overload capacity	110%1min	
Display method	LCD+LED/LED	
Protective function	under voltage,over voltage,overload,short circuit,overheat	
Environment		
Protection class	IP20	
Altitude(m)	≤5000 (1% derating for every 100m above 1000m)	
Allowable relative humidity	<95% Non-condensing	
Ambient temperature(°C)	-10/+40	
Noise(dB)	≤50	
Communication		
Communication method	CAN,232,485, Wi-Fi, GPRS	
Max. Size(D*W*H)mm	130*400*520	130*360*580
Weight(kg)	8	9



PV INVERTER&CONTROLLER INTEGRATED

Single-phase power frequency PSA Series



Product introduction:

The photovoltaic control and inverter integrated is a new type of photovoltaic power generation device that organically combines a photovoltaic charge controller and an inverter.

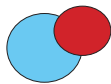
It consists of a charge controller, an inverter and a protection circuit, and the output is a pure sine wave voltage. It has the advantages of small total installation space, few connection lines, safety and reliability.

Photovoltaic charge controller is a high-performance step-down device that uses MPPT (Maximum Power Point Tracking) algorithm to make full use of solar photovoltaic energy. The PV input voltage range is wide, which can charge a variety of batteries, and the three-stage charging effectively improves the life of the battery.

Performance characteristics

- MPPT solar charging controller, which can make the most use of solar photovoltaic
- Three-stage charging, effectively prolonging the life of the battery
- It has the functions of power generate record, Event recording, Time switch, Auto sleep function
- Photovoltaic priority or utility power priority mode can be set by users
- Pure sine wave output & completely protection
- Low frequency circuit design, good system reliability, low breakdown rates and long life time
- Higher ability to anti-attack from the loads
- Supporting city power/ Diesel generator input port (Optional)
- AC charger function (Optional)

Series	PSA96	PSA192/220
Output power(KVA)	6/8	6/10/15/20/25/30
Battery		
Rated voltage(VDC)	96	192/220
PV Input		
Maximum input power(KWP)	6	12/24
Maximum charge current	50/100	
Start voltage(VDC)	120	270
Mppt voltage range(VDC)	110-280	260-450
Maximum open circuit voltage(VDC)	300	480
AC bypass(Optional)		
Allowable input voltage range(VAC)	220±15%/110±5% (Other input voltage can be customized)	
Input frequency(Hz)	50/60±3%	
AC charger	Optional	
AC Output		
Output waveform	Pure Sine Wave	
Output voltage(VAC)	220±1%/110±1% (Other output voltage can be customized)	
Output Frequency(HZ)	50/60±1%	
Output wave form distortion rate(THD)	≤2%(Liner Load)	
Convert Efficiency (80% Resistive load)	≥85℃	
Current Peak Factor	3:1	
Overload Ability	105-110%,600Seconds;110-125%,60Seconds;>125%,1Second	
Display method	LCD+LED	
Protection	Input reverse,low voltage,over voltage protection;Output overload,short circuit ,over hating protection	
Communication Function	Optional	
Surroundings		
Protective level	IP20	
Applied Altitude(m)	≤5000 (above 1000meters,rated power derating 1% every 100meters)	
Humidity	<95% Non-condensation	
Environment temperature(℃)	-10~50	
Noise(dB)	≤60	
Appearance		
Dimensions(D*W*H)mm	640*305*770	700*405*980
Weight(KG)	80-85	55-155



PV INVERTER&CONTROLLER INTEGRATED

Three phase power frequency PSA Series



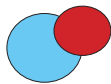
Product introduction:

The solar photovoltaic control inverter integrated power supply is a new generation of dedicated power supply for new energy power generation systems. It is mainly designed and manufactured according to the characteristics and requirements of new energy power generation systems, and is suitable for the high quality and high reliability requirements of solar photovoltaic power generation systems for power supply equipment. The system uses photovoltaic cells to convert light energy into electrical energy, and charges the battery through the charging circuit. At the same time, the battery supplies power to the inverter, and the inverter provides AC power to the AC load.

Performance characteristics

- Advanced DSP digital control technology can effectively improve product performance and system reliability
- Excellent industrial environment protection performance
- Perfect protection function to provide safe and reliable power protection for the load
- Intelligent battery management function can effectively detect whether the battery is good or bad, prolong the battery life
- Economical and safe mode operation can make the whole machine more efficient than 98%
- High-performance large-screen LCD interface, intuitive and convenient operation
- Powerful communication interface and network remote monitoring, etc
- A wealth of optional accessories, which can be flexibly configured according to actual needs

Series	PSA					
Output power(KVA)	10	20	30	40	50	60
AC Input						
Phase	Three phase+N+G					
Volt range(VAC)	380/400/415±20%					
Frequency (Hz)	50/60±5%					
Soft-start	0~100% 5sec					
PV Input						
MPPT volt range (VDC)	230-450					
Max.Open circuit volt(VDC)	480					
Input paths	1/2					
Max.Input power(kWp)	12/24					
Full charge protection volt	The battery voltage can be set according to the actual configuration					
Charging voltage(VDC)	216/243/270(Settable)					
DC						
Nominal volt(VDC)	192/220/240					
Inverter						
Phase	Three phase+N+G					
Nominal volt(VAC)	380/400/415					
Nominal frequency(Hz)	50±0.5 (Powered on by battery)					
Frequency stability(Hz)	<±0.5 (Battery mode)					
Peak factor	3:1					
Output wave	Pure sine wave					
THD	Line load<3%; Non-line load<5%					
Voltage transient	<±3% (steady state load), <± 5% (dynamic load)					
Over-load ability	125% 10mins, 150% 1min					
System						
Communication interface	RS485(RS232, Network remote monitoring Option)					
Interface and instructions	7-inch color touch screen, LED status indication, dry contacts(optional)					
Operating environment	Temperature:0-40°C; Humidity:20%~90% (non-condensing);<1000 meters (power decreases by 1% per 100 meters					
Cooling method	Forced ventilation					
Noise(dB)	40-65					
Size(D*W*H)mm	600*600*1600			600*800*2000		



OFF GRID INVERTER

Single-phase power frequency PSI Series



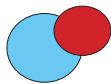
Product introduction:

PSI series inverter power supply is the fourth generation power frequency intelligent inverter power supply developed with new digital technology. The system adopts SPWM pulse width modulation technology, IGBT power module and output isolation transformer, so that the output of the inverter power supply is a pure sine wave power supply with stable frequency and voltage regulation, filtering noise and low distortion. It has the characteristics of strong load capacity, good load compatibility, and wide DC input voltage range, which greatly meets the needs of various electrical environments. The perfect protection device improves the stability of the system operation; the user-friendly LCD liquid crystal interface design enables man-machine communication zero-distance.

Performance characteristics

- Pure sine wave output, sufficient power output
- Protection function: output overload protection; output short circuit protection; input over/under voltage, over temperature protection and a series of alarm and protection
- Power frequency circuit design, good system stability, low failure rate and long life
- Good transient response, low waveform distortion, high inverter efficiency, stable output voltage, and excellent EMI indicators; this series of products have strong load resistance and load capacity. In addition to driving various resistive loads, they can also load all kinds of inductive devices, such as motors, air conditioners, electric drills, etc; it can drive almost all loads.
- Intelligent empty load automatic sleep function

Series	PSI96	PSI220
Output power (KVA)	6/8	6/10/15/20/25/30
Battery		
Rated voltage (VDC)	96	220
Under voltage protection value (VDC)	86.4	194.4
Under voltage recovery value (VDC)	104	234
Over voltage protection value (VDC)	124	279
Over voltage recovery value (VDC)	120	270
Mains bypass (optional)		
Input voltage allowable range (VAC)	220±15%	
Input frequency (Hz)	50/60±3%	
Mains charging	Optional	
AC output		
Output waveform	Pure sine wave	
Output voltage (VAC)	220±1%	
Output frequency (Hz)	50/60±1%	
Output waveform distortion rate (THD)	≤2% (Liner load)	
Inverter efficiency	≥85%	
Current peak factor	3:1	
Overload capacity	105%-110%； 10min;110%-125%,1min>125%,1s	
Display method	LCD+LED	
Protective function	Input reverse connection,input undervoltage,overvoltage, overload, short circuit,overheating portection	
Communication function	RS485/GPRS (Optional)	
Environment		
Protection level	IP20	
Operating altitude (m)	≤5000 (1% derating for ever 100m above 1000m)	
Humidity	<95% No condensation	
Environment temperature (°C)	-10~+40	
Noise (dB)	≤50	
Volume and weight		
Dimensions(D*W*H) mm	645*305*770	645*305*770/700*405*980
Weight (KG)	75-85	55-100/135-155



OFF GRID INVERTER

PSI Series three phases inverter



Product introduction:

This series of three-phases off-grid inverters are high-efficiency and high-performance three-in-three-out inverter products. They are new generation dedicated power supplies for new energy power generation systems. They integrate digitization, informatization and networking. They have powerful information acquisition system, signal processing system, detection system and perfect protection system. They have wide input DC voltage, stable output voltage and frequency, which are mainly used in photovoltaic power stations, wind power stations, wind, light, oil, storage complementary power generation systems, household photovoltaic power supply system and other fields, especially places that require three-phase four-wire AC power.

Performance characteristics

- Advanced DSP digital control technology effectively improve the product feature and system stability
- Excellent industrial ambient protection performance, applicable to all kinds of working environment
- High performance big LCD screen, smart boot prompts and operation error alert function, operate visually and easily
- Powerful communication interfaces and network remote monitoring
- Wealth of options can be flexibly configured according to the actual needs
- Independent airtight duct, optimized ventilation design, internal modular installation, all devices required maintenance can be maintained from the front side. Machine can be installed three faces against the wall or parallel

Series	PSI					
Output power(KVA)	10/15/20/30	40/50/60	80/100/120	160/200	250/300	400
Rated DC voltage(VDC)	220/360/384		360/384		384	
Phase	Three phases+N+G					
Nominal voltage(VAC)	380/400					
Nominal frequency(Hz)	50/60					
Current peak factor	3:1					
Output waveform	Pure sine wave					
THD	Liner load<3%; Non-liner load < 5%					
Dynamic load voltage transients	<±5%					
Load voltage	<±3% (Balanced load); <±5% (unbalanced load)					
Overload capacity	125% 10mins, 150% 1min					
Inverter efficiency, load 100%	>92%					
Computer communication interface	RS232 (485 Network remote monitoring optional)					
Operating temperature(°C)	10~40					
Humidity	20%~90%					
Altitude	≤5000 (above 1000 meters. rated power derating 1% every 100 meters)					
Cooling	Forced cool air					
Noise(dB)	45~65 (1m from the machine)					
Weight(KG)	220-390	490-780	850-1050	1200-1400	1600-1800	2100
Dimension(D*W*H) mm	600*600*1350	600*800*1350	800*805*1800	900*1005*1800	1100*1150*1920	1100*1250*1920



ENERGY STORAGE SYSTEM

PPCS Energy Storage Converter



Product introduction:

PPCS50/100/150/250K energy storage converter is a product developed for industrial and commercial energy storage applications, which can meet the diversified needs of users and provide assistance for comprehensive energy services. PPCS500/630K energy storage converter can be applied to various scenario such as power generation side and power grid side, and can quickly realize AC/DC bidirectional energy conversion. The multi branch input technology can reduce the battery parallel numbers, reduce battery circulation, and extend the service life of battery packs.

Performance characteristics

- Modular design. The product adopts the modular design concept. Each module can operate independently, providing n+1 redundancy and improving system stability. The capacity can be expanded according to the users' need.
- Intelligent matching. The product is suitable for various types of batteries. The system can realize different charging and discharging strategies according to different battery types, to prolong the battery life span.
- Distributed in demand. The energy dispatching can be regulated, and the user can change the charging and discharging logic according to the power consumption policies in different periods of time in the region.
- Independent regulation of active and reactive power. The product can realize independent regulation of active and reactive power, meet different load requirements, ensure power factor and avoid fines.
- On/Off grid seamless switching. Realize seamless switching between grid and off grid connection, ensure the continuity of power consumption, and avoid economic losses caused by power failure.

Model	PPCS 50KW	PPCS 100KW	PPCS 150KW	PPCS 250KW	PPCS 500KW	PPCS 630KW
DC side parameters						
DC voltage range(V)	500-850			600-900		
Maximum DC current(A)	110	220	330	550	873	958
Battery branches number	1				1/2/4/8	1
AC grid connection parameters						
Rated output power(KW)	50	100	150	250	500	630
Rated grid voltage(V)	400±15%				380±15%	
Rated grid frequency(Hz)	50/60±2.5					
AC rated current(A)	72	144	216	360	727	916
System parameters						
Wiring mode	Three phases four wires					
Isolation	Power frequency isolation					
Cooling	Forced air cooling					
Temperature range (°C)	-20~50					
Protection level	IP20					
Size(D*W*H) mm	800*800*2160			800*1200*2160	800*1100*2160	
Communication						
Upper computer communication mode	ModBus TCP/IP					
Communication interface	Net port, RS485, CAN					



ENERGY STORAGE SYSTEM

PPG2 PV&Battery energy storage integrated machine



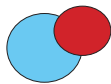
Product introduction:

PPG2 optical storage integrated machine products integrate energy storage converters and photovoltaic inverters, which can efficiently utilize photovoltaic power generation, reduce the workload of installation sites, reduce the integration difficulty of integrate for supplier, and meet the storage integration application needs of small and medium-sized microgrids and industrial and commercial buildings.

Performance characteristics

- Intelligent switching operation strategy. It can be directly connected to the photovoltaic panel for charging, eliminating the loss in the power transmission process and improving the stability of the output current; it can also be applied to the photovoltaic storage integrated machine to convert the photovoltaic output current into the available electricity of the grid, improving economic benefits.
- Flexible configuration. The maximum power that can be connected to twice the equipment capacity, up to 200KW, improves the flexibility of product configuration in areas without electricity.
- MPPT photovoltaic maximum power tracking. It can detect the power generation voltage of the photovoltaic panel in real time, so that the system can charge the battery with the maximum power output and increase the power generation of the system.
- Optional outdoor version. It can effectively reduce the construction cost in remote areas. IP54 protection grade, can perfectly deal with various types of outdoor weather

Model	50KW	100KW
Battery side parameters		
DC voltage range (V)	250-520 (Rated 400)	
DC maximum current (A)	150	300
PV side parameters		
PV voltage range (V)	520-900	
Maximum PV current (A)	110	220
Maximum PV power (KW)	100	200
AC grid connection parameters		
Rated grid voltage (V)	400±15%	
Grid frequency range (Hz)	50/60±2.5	
System parameters		
Isolation method	Power frequency isolation	
Cooling method	forced air cooling	
Protection class	IP20/IP54	
Dimensions (D*W*H) mm	800*800*2160 / 800*1000*2160 (outdoor version)	
Communication method		
Host computer communication method	ModBus C TCP/IP	
Communication interface	Ethernet port, RS485, CAN	



ENERGY STORAGE SYSTEM

PDS DC Converter



Product introduction:

The PDS400KW DC-DC converter converts the direct current of the photovoltaic module array into direct current that can charge the battery. Adopt single-stage topology, wide photovoltaic voltage input range with 250-650V; output voltage range to battery with 600-900V with MPPT photovoltaic maximum power tracking function.

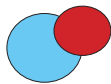
Performance characteristics

For the DC conversion protection strategy, it meets the relevant standards of the photovoltaic industry, and has but is not limited to the following protection functions:

- PV input overvoltage protection
- PV input under-voltage protection
- Output overload protection
- Output current control
- Output short circuit protection
- DC reverse protection

At the same time, according to the BMS requirements of different batteries, the battery side charging status is protected according to its control strategy, including overcharge, overdischarge, capacity protection, etc.

Model	PDS
Rated power (KW)	400
Low voltage side connected to PV input	
HVDC bus voltage (V)	750 (Low side voltage+40~850)
HVDC bus current (A)	67*8 (maximum 100*8)
DC bus power (KW)	50*8
Low voltage charge and discharge voltage (V)	500 (250-840)
Low voltage charge and discharge current (A)	100*8 (maximum 120*8)
The low voltage side is connected to the battery input	
HVDC bus voltage (V)	750 (Low side voltage+40~850)
HVDC bus current (A)	67*8 (maximum 100*8)
DC bus power (KW)	50*8
Low voltage charge and discharge voltage (V)	500 (250-840)
Low voltage charge and discharge current (A)	100*8 (maximum 120*8)
System parameters	
Protection	Protection for over temperature, overload, emergency stop, fan failure
Maximum efficiency (refer to the efficiency curve)	98.6%
Isolation	No isolation
Refrigeration	Forced air cooling
Noise	≤ 70dB
Communication method	RS485/CAN/Ethernet network port
Operating temperature (°C)	-20~50 (Derating above 45)
Humidity	0~95% (No condensation)
Altitude (m)	3000
Protection class	IP20
Size (D*W*H) mm	800*1100*2060
Weight (KG)	600



ENERGY STORAGE SYSTEM

PSWD on-grid and off grid switch cabinet system



Product introduction:

The PSWD on-grid and off-grid switch cabinet system consists of AC power distribution cabinet, photovoltaic inverter (optional), local load and energy storage converter to form a set of AC micro-grid system. The microgrid switching cabinet can work in different modes as required.

The PSWD on-grid and off-grid switching cabinet plays a central role in the whole system, with the characteristics of energy dispatch management, fast on-grid and off-grid switching and convenient maintenance. At the same time, it has perfect protection functions, such as over temperature, AC over and under voltage, AC reverse sequence, emergency shutdown, fan failure, output overload, etc., to meet the requirements of off-grid operation. The micro-grid switching cabinet includes on road power grid input.

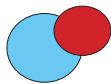
When the thyristor of the micro-grid switching cabinet breaks down, the bypass switch can be closed for emergency power supply. Note: the bypass switch and the grid switch cannot be closed at the same time. The microgrid switching cabinet includes a PCS switch, which is specially used to connect the energy storage converter. It is equipped with four load switches at most, and can be optionally connected to photovoltaic grid-connected inverters, wind turbines, diesel generators and local loads. The external communication of the switching cabinet includes RS485, and the Ethernet can exchange data with the background PC to form an energy management system, which can dispatch and manage energy and switch between on-grid and off-grid.

Model	PSWD-800KW
Rated power (KW)	800/400
Rated voltage (V)	-25%~15%
Input voltage range	-25%~15%
Output voltage range	115V
Rated input current (A)	1270 (1.1 times)
Maximum input current (A)	50/60
Rated frequency (Hz)	47~52/57~62
On and off grid switching time	<20ms
Overall efficiency	99.5% (full load)
Protection class	IP20
Design life	10 years
Cooling method	air cooling
Grid access	1 road
PCS/PV access	1 road (not more than 500KW)
Load access	4 roads
Maximum load switching power (KW)	300 (RCD load, pure capacitive or inductive load is less than 100)
Wiring	Three phases four wires system
Protection	Protection for over temperature, AC over and under voltage, AC reverse sequence emergency shutdown, fan failure, output overload, etc.
Host computer communication method	ModBus TCO/IP protocol
Communication Interface	Ethernet port/ RS485
Cabinet size (D*W*H) mm	800*800*2160
Noise	70dB
Temperature range (°C)	-20~45
Altitude (m)	3000
Humidity	0-95%
Weight (KG)	300

Introduction of PSTS Microgrid Controller:

The micro-grid controller (PSTS) consists of four parts: fast switching, high-precision detection, login control, and external communication. It can automatically complete on-off-grid switching and on-grid synchronization. The active switching and off-grid time is 0ms, the passive switching time is 20ms (typical), and the switching can be realized within 5ms through customization (at this time, the system mainly guarantees the power supply waveform).

Project	PSTS-100KW	PSTS-200KW	PSTS-300KW	PSTS-800KW
Input voltage range (VAC)	340-460	340-460	340-460	340-460
Rated output voltage(V)	400	400	400	400
Rated output current (A)	153	306	459	1215
Communication method	CAN			
Size (D*W*H) mm	220*585*482			800*800*2160



SOLAR CHARGING CONTROLLER

MPPT Controller



Product introduction:

MPPT series photovoltaic controller is a high-performance step-down solar power generation equipment, which adopts MPPT algorithm to make full use of solar photovoltaic energy. The PV input voltage range is wide, which can charge a variety of batteries, and the three-stage charging effectively improves the life of the battery. The modular design of the controller allows multiple units to be used in parallel, allowing customers to configure freely and flexibly.

Performance characteristics

Memory function, save the settings, date and time, power generation etc function

Charging mode: three-stage charging (constant current, constant voltage, float), effectively extending the battery life

LCD and LED display various parameters, such as model, PV input voltage, the battery type, charging voltage, charging current, charging power, working condition etc

Photovoltaic input adopts MPPT tracking technology

Can be operated in parallel, expanding the range of use and meeting the charging requirements under high power

Available for communication power supply field

Model	PSM48	PSM96
Rated voltage (VDC)	48	96
Over voltage protection point (VDC)	62	124
Over voltage resumption point (VDC)	60	120
Float voltage (VDC)	54	108
Bulk voltage (VDC)	56.8	113.6
Maximum charging current (A)	60/120	(50/100)/(150/200)
Charging mode	Three-stage; constant current (MPPT), constant voltage, float	
Maximum input power (kWp)	3.4/6.8	5.7/11.4/17.1/22.8
Starting voltage (VDC)	60	120
MPPT voltage range (VDC)	50-150	110-280
Maximum open-circuit voltage(VDC)	170	300
Maximum efficiency	>98%	
MPPT efficiency	>99%	
Noise (dB)	<55	
Display	LCD+LED	
Communication	RS485(optional)	
Working temperature (°C)	-10~+40	
Humidity	0~95% (Non-condensing)	
Altitude(m)	≤5000m, above 1000m derating	
Protection level	IP20	
Dimension (D*W*H) mm	225*475*640(Wall-mounted type)	(225*475*640)/(530*530*1150) (vertical)
Weight (KG)	13-16	13-50
Protection	PV array reverse polarity protection; reverse battery protection; battery overcharge protection over-discharge protection; output overload protection; output short circuit protection	



SOLAR CHARGING CONTROLLER

MPPT Controller



Product introduction:

MPPT series photovoltaic controller is a high-performance step-down solar power generation equipment, which adopts MPPT algorithm to make full use of solar photovoltaic energy. The PV input voltage range is wide, which can charge a variety of batteries, and the three-stage charging effectively improves the life of the battery. The modular design of the controller allows multiple units to be used in parallel, allowing customers to configure freely and flexibly.

Performance characteristics

- In order to increase reliability, multiple protections are used
Input over voltage protection
Input under voltage protection
Output over voltage protection
Output over current protection
Stand-alone two-phase current unbalance protection
Single-phase output over current hardware protection
- Display mode can be LED light or LCD screen

- Support multi-module parallel work
- Relevant parameters can be set freely
- A controller cabinet is optional, and control cabinets of different specifications can be selected according to the required charging power. The control cabinet comes standard with photovoltaic input circuit breakers, battery circuit breakers, fuses, etc.

Series	PSM192	PSM220	PSM240	PSM360	PSM384
Rated volt(VDC)	192	220	240	360	384
Float charging volt(VDC)	216	243	270	405	432
Bulk charging volt	227	256	284	426	454
Charging mode	Three stage: Constant current, constant voltage, floating				
Max.Input power(kWp)	12/24			42	45
Start voltage(VDC)	250	280	310	470	490
MPPT volt range(VDC)	230-450	260-450	290-450	450-800	480-800
Max.open circuit voltage (VDC)	480			850	
Max.efficiency	>98%				
MPPT efficiency	>99%				
Noise(dB)	<65				
Display	LCD+LED				
Communication	RS485 (Optional)				
Working temperature (°C)	-10~+50				
Humidity	≤95% (Non-condensing)				
Altitude(m)	≤5000m, above 1000m derating				
Protection level	IP20				
Protection function	PV array aiti-reverse connection, Night anti-reverse charging, Battery over-charging, Over-temperature protection,etc				
Dimension(D*W*H) mm	10KW Wall-mount	470*360*100		Wall-mount	490*423*203
	10KW Ract-mount	403*482*87		Rack-mount	527*480*219
	20KW Wall-mount	517*400*181			
Weight (KG)	10KW:9 ; 20KW: 18			25	
Optional cabinet size (D*W*H) mm	4 Modules	550*550*900		4 Modules	700*550*1300
	6 Modules	600*600*1600			



ENERGY STORAGE SYSTEM

EMS-A7 Micro-grid controllers



Product introduction:

The EMS-A7 series of micro grid controller is an energy management system for monitoring and controlling other devices such as PCS, batteries and smart meters in the entire micro grid system, which can be used in both on grid and off-grid modes. EMS-A7 can be used to monitor switching devices, which enable the system to switch between on grid and off-grid states, but switching commands maynot be sent by the EMS-A7.

The EMS-A7 series micro grid controllers can also be used in off-grid systems containing diesel generators.

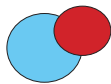
Performance characteristics

For the DC conversion protection strategy, it meets the relevant standards of the photovoltaic industry, and has but is not limited to the following protection functions:

- PV input overvoltage protection
- PV input under-voltage protection
- Output overload protection
- Output current control
- Output short circuit protection
- DC reverse protection

At the same time, according to the BMS requirements of different batteries, the battery side charging status is protected according to its control strategy, including overcharge, overdischarge, capacity protection,etc.

Model	EMS-A7
Basic configuration	
Input (AC)	100V~240Vac L/N/PE
RS485	4 path
Ethernet	1 path 100M Network port; Expandable switches
CAN	2 path
USB	1 path
Digital input	5 path
Digital output	5 path
Operation system	Linux
Other parameters	
CPU	ARM Cortex-A7, 528MHz
RAM	256MB DDR3
Hard disk	256MB
RTC	Built-in real time clock
Indicator light	Power indicator light: Always on at power up
IP grade	IP20
Size (D*W*H) mm	210*290*42
Weight	3
Installation form	Wall/rack Installation
Operating temperature (°C)	-10~60
Storage temperature (°C)	-40~85
Altitude (m)	4000
Humidity	10~90%



PV&BATTERY ENERGY STORAGE INTEGRATED

Lithium Iron Phosphate Battery PSL Series



Product introduction:

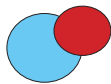
Lithium battery integrated machine, integrated lithium battery and photovoltaic inverter controller integrated machine, can realize photovoltaic and mains power supply mode, battery or bypass priority can be set, with multiple protections, such as input battery over-voltage protection, under-voltage protection, over-current protection, output under-voltage protection, over-current three-level protection (peak high current, RMS current, peak over-current soft start).

Built-in lithium battery can store excess power to meet the uninterrupted use of small outdoor equipment

Performance characteristics:

- Modular structure design, easy to assemble and maintain, and the volume is half of that of conventional lead-acid batteries
- Pure sine wave output, perfect protection function
- Optional fingerprint lock with anti-theft function
- High efficiency, low standby loss
- Standard 60A MPPT photovoltaic controller, optional 10A charger

Model	PSL-0.5/1KVA-2.5KWh	PSL VII-5KW
Input		
Rated mains input voltage(VAC)	230 Single phase	
Mains input voltage range(VAC)	170-280(Computer); 90-280(Household appliances)	
Mains input frequency range(Hz)	50/60	
Output		
Inverter output voltage(VAC)	230±5% Single phase	
Maximum efficiency	90%~93%(Peak)	94%(Peak)
Output waveform	Pure sine wave	
Switching time(ms)	10(Computer);20(Household appliances)	≤10
Peak	3:1	
Battery		
Battery type	Lithium iron phosphate	
Battery capacity(kWh)	2.5	10/20/30
Rated voltage(VDC)	48	
Charging voltage(VDC)	52.5	
Mains charging+photovoltaic charging		
Maximum photovoltaic power(KW)	3	6
MPPT range(VDC)	70-256	120-450
Maximum photovoltaic open circuit voltage(VDC)	256	500
Maximum PV charging current(A)	60	100
Maximum AC charging current(A)	10(Optional)	60
Appearance		
Dimnsions(D*W*H)mm	210*510*695	301*693*(860/1325/1790)
Net weight(KG)	32	67/115/163
Communication interface	RS485	RS485 communication/mobile App(Wifi or GPRS)
Environment		
Humidity	0~95% No condensation	
Operating temperature(°C)	-10~40	
Storage temperature(°C)	-15~60	



LOW VOLTAGE SERIES LITHIUM BATTERY MODULE

GBP-L2 Power wall type lithium iron phosphate battery



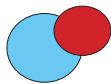
Product introduction:

The product adopts modular design, higher integration, saves installation space; adopts high-performance lithium iron phosphate positive electrode material, the battery cell has good consistency, and the designed service life is more than 10 years. One-key switch machine, front operation, front wiring, easy installation convenient maintenance and operation. Various functions, over-temperature alarm protection, over-charge and over-discharge protection, short-circuit protection, over-charge and over-discharge protection, short-circuit protection; strong compatibility, seamless connection with UPS.

Performance characteristics:

- Wall-hanging installation, save space
- Multiple in parallel, easy for expand, Automatic addressing, no need to dial a code
- Standard configuration with LCD display, real time knowing battery status, Screen direct selection of inverter communication
- Environmentally friendly non-polluting materials, free of heavy metals, green and environmentally friendly
- Standard cycle life is more than 5000 times
- Remote viewing of errors and online software upgrades

Model	GBP48V-100AH-W (optional 51.2V)	GBP48V-200AH-W(Optional 51.2V)
Nominal voltage (V)	48	
Nominal capacity (AH)	105	210
Nominal energy capacity(kWh)	5	10
Operating voltage range (V)	42-52.5	
Recommended charging voltage (V)	52.5	
Recommended discharge cut-off voltage (V)	45	
Standard charging current (A)	50	100
Maximum continuous charging current (A)	100	200
Standard discharge current (A)	50	100
Maximum discharge current (A)	100	200
Applicable temperature (°C)	-30 ~ 60 (Recommended 10~35)	
Humidity range (%rh)	0 ~ 95% No condensation	
Storage temperature (°C)	20 ~ 65 (Recommended 10~35)	
Protection level	IP20	
Cooling method	Natural air cooling	
Life cycles	5000+ times at 80% DOD	
Maximum size (D*W*H) mm	628*410*186	682*465*276
Weight (KG)	45.7	89.6



LOW VOLTAGE SERIES LITHIUM BATTERY MODULE

GBP-L1 RACK Type Lithium Iron Phosphate Battery



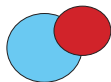
Product introduction:

This product is composed of high-quality lithium iron phosphate cells (by series and parallel) and advanced BMS management system. It can be used as an independent DC power supply or as a "basic unit" to form a variety of energy storage lithium battery power system. High reliability and longer life. It can be used as backup power supply of communication base station, backup power supply of digital center, household energy storage power supply, industrial energy storage power supply, etc. It can be seamlessly connected with main equipment such as UPS and photovoltaic power generation.

Performance characteristics:

- Small size and light weight
- Screen direct selection of inverter communication
- Standard cycle life is more than 5000 times
- Accurately estimate the state of charge of the battery pack, that is the remaining power of the battery, to ensure that the power of the battery pack is maintained within a reasonable range
- Multiple in parallel, easy for expand, Automatic addressing, no need to dial a code
- Easy for installation and maintenance

Model	GBP24V-200AH	GBP48V-100AH-R (optional 51.2V)	GBP48V-200AH-R(Optional 51.2V)
Nominal voltage (V)	25.6	48	
Nominal capacity (AH)	210	105	210
Nominal energy capacity(kWh)	5.3	5	10
Operating voltage range (V)	22.4-29.2	52.5	
Recommended charging voltage (V)	28		
Recommended discharge cut-off voltage (V)	24	45	
Standard charging current (A)	100	50	100
Maximum continuous charging current (A)	200	100	200
Standard discharge current (A)	100	50	100
Maximum discharge current (A)	200	100	200
Applicable temperature (°C)	-30 ~ 60 (Recommended 10 ~ 35)		
Humidity range (%rh)	0~95% no condensation		
Storage temperature (°C)	20 ~ 65 (Recommended 10 ~ 35)		
Protection level	IP20		
Cooling method	Natural air cooling		
Life cycles	5000+ times at 80% DOD		
Maximum size (D*W*H) mm	596*545*155	540*545*155	610*510*246
Weight (KG)	48	44.5	88.3



GHV1 SERIES HIGH VOLTAGE LITHIUM BATTERY STACK SYSTEM



Product introduction:

The product is mainly composed of high-quality lithium iron phosphate battery and smart energy storage inverter. When the sunlight is sufficient during the day, the excess power generation of the rooftop photovoltaic system is stored in the energy storage system, and the energy of the energy storage system is released at night to supply power for household loads, so as to achieve self-sufficiency in household energy management and greatly improve the economical performance of the new energy system. At the same time, in the event of sudden power outage/power failure of the power grid, the energy storage system can take over the electricity demand of the whole house in time. The capacity of a single battery is 5.32kWh, and the total capacity of the largest battery stack is 26.6kWh, providing a stable power supply for the family

Battery pack performance indicators

Performance	Item	Parameter	Remarks
Battery pack	Standard capacity (Ah)	52	25±2°C 0.5C, New battery state
	Rated working volt (V)	102.4	
	Power (kWh)	86.4 ~ 116.8	Temperature T>0°C, Theoretical value
	Packing size (D*W*H) mm	420*625*175	
	Weight (KG)	45	
	Self-discharging	≤3%/month	25, 50% SOC
	Battery pack internal resistance (mΩ)	19.2-38.4	New battery state 25°C±2°C
	Staticvoltage difference (mV)	30	25°C, 30% ≤ SOC ≤ 80%

GLV1 SERIES LOW-VOLTAGE LITHIUM BATTERY STACK SYSTEM



Product introduction:

This product is mainly composed of high-quality lithium iron phosphate battery module and intelligent PDU. When there is sufficient sunlight during the day, the excess power generated by the rooftop photovoltaic system will be stored in the energy storage system, and the energy from the battery is released at night to supply power for household loads, so as to achieve self-sufficiency in household energy management, the economy of the new energy system is greatly improved. At the same time, in case of sudden power outage/power failure of the power grid the energy storage system can take over the electricity demand of the whole house in time. With a single battery capacity of 5kWh/10kWh and a maximum stacked capacity of 20kWh/40kWh , the system can be used seamlessly with mains equipment such as photovoltaic power generation, as well as with a UPS to provide a table power supply for home.



MODULAR OUTDOOR INTEGRATED CABINET

PSO50-80/100-200 Modular outdoor integrated cabinet



Product introduction:

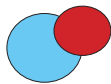
The modular energy storage integrated cabinet can achieve efficient and safe design of building blocks from 100KWH small energy storage unit to MWH large-scale energy storage power station, solving the industry common problems such as low system safety, high parallel loss rate, short system life and so on existing in the traditional centralized energy storage solution, and defining a new solution for energy storage system integration.

Performance characteristics:

- Highly integrated. All in one, factory prefabricated design. Flexible deployment, plug and play
- Safe and efficient. High efficient neutral point clamped topological structure. Support EMS and BMS system linkage
- Intelligent and friendly. Programmable working mode, touch screen control. Support photovoltaic AC coupling, DC coupling access
- Grid friendly. Equipped with four-quadrant adjustment function for active and reactive power. Equipped with LVRT and HVRT functions

Model	PSO-50-80	PSO-100-200
Efficiency		
Maximun efficiency	95%	
Battery cluster parameters		
String formation method	8S	14/16S
Rated voltage (V)	768	672/768
Working voltage (V)	696-852	609-745.5/696-852
Rated capacity (kWh)	80	150-240
Support charging and discharging power	≤1C	
AC grid connection parameters		
Grid connection	3 phase 4 wires/ 3 phase 3 wires	
Rated output power (KW)	50	100
Maximum apparent power (KVA)	55	110
Grid voltage range (V)	400±15%	
Rated grid frequency (Hz)	50/60	
Maximum output current (A)	145	
Adjustable power factor	-0.99 ~ +0.99	
Maximum total current harmonic distortion rate	< 3	
AC off-grid parameters		
Rated output power (KW)	50	100
Maximum apparent power (KVA)	55	110
Rated output voltage (V)	400	
Rated grid frequency (Hz)	50/60	
Other parameters		
Working temperture range (°C)	-25 ~ +55	
Humidity (% RH)	0 ~ 95, non-condensing	
Altitude (m)	4000 (De-rating power from 2000)	
Cooling Type	Industrial air conditioning (battery storage)/Intelligent Air cooling (electrical storage)	
Display	10 inch display screen	
Communication	CAN/485/TCP IP	
Weight (KG)	2000	3600
Size (D*W*H) mm	900*1500*2300	900*2230*2300
Protection grade	IP54 (Key device IP65)	





CONTAINER ENERGY STORAGE SYSTEM

20FT AND 40FT CONTAINERS

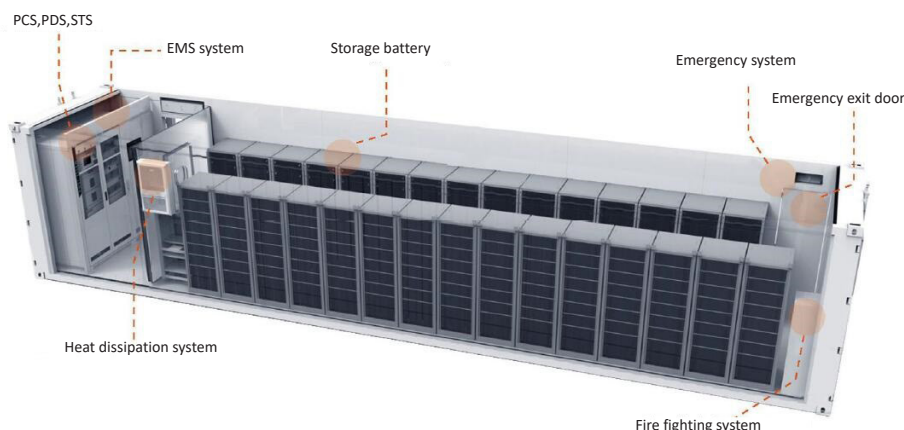


Product introduction:

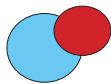
The containerized energy storage system includes :Battery management system (BMS), Power conversion system(PCS), Power distribution system(PDS), Micro-grid switching system(STS), Energy management system(EMS), and Auxiliary power distribution system, air conditioning system, fire protection system. It is widely used in scenarios such as power security, peak shaving and valley filling, new energy consumption and grid load smoothing.

Performance characteristics:


- Flexible configuration of battery system types and capacities according to customer requirements
- The PCS has a modular architecture, simple maintenance and flexible configuration, allowing for myltiple parallel machines support parallel and off-grid operation mode, seamless switching
- Black start support
- EMS unattended system, locally controlled, cloud-monitored operation, with highly customized features
- Various modes including peak and valley reduction, demand response, backflow prevention, back-up power, command response, etc
- Complete gas fire extinguishing system and automatic fire monitoring and alarm system with audible and visual alarm and fault uploading
- Complete thermal and temperature control system to ensure that the battery compartment temperature is within the optimum operating range
- Access control system with remote control and local operation



Model	20ft	40ft
Output volt (V)	380/400 ±15%	
Gird frequency (Hz)	50/60 (±2.5)	
Output power (KW)	50-300	250-630
Battery capacity (kWh)	200-600	600-2000
LiFePO4		
Size (m)	Inside size (D*W*H) : 2.352*5.898*2.385 Outside size (D*W*H): 2.438*6.058*2.591	Inside size (D*W*H) : 2.352*12.032*2.385 Outside size (D*W*H) : 2.438*12.192*2.591
Protection level	IP54	
Humidity (% rh)	0-95	
Altitude (m)	3000	
Working temperature (°C)	-25 ~ 50	
Battery volt range (V)	500 -850	
Max. DC current (A)	500	1000
Connect method	3P 4W	
Power factor	-1 ~ 1	
Communication method	RS485, CAN, Ethernet	
Isolation method	Low frequency isolation with transformer	



PRA 1- RF2 Tile roof mounting system




Technical specification

Installation place: Tile roof
Fixed way: Hook
Installation angle: 0°
Standard wind: 35m/s
Standard snow: 200mm
Max snow: 1200mm
Design standard: JISC 8955:2017
GB50009-2012, GB50797-2012
Main material: AL6005-T5
Fastener material: SUS 304

Advantages

- High-strength aluminum
- Ultra light-weight design
- Easy to install

Main Components




Rail



Earthing plate




Rail joiner



Earthing lug



Hook



Cable clip




Mid clamp



End clamp



PRA 2- TD T Type Tin roof mounting system




Technical specification

Installation place:T-type Tin roof
Fixed way:L-feet/ T-clamp
Installation angle:0°
Max wind:88m/s
Max snow: 800mm
Design standard: JISC 8955:2017
GB50009-2012, GB50797-2012,AS/NZS1170
Main material:AL6005-T5
Fastener material:SUS 304

Advantages

- High-strength aluminum
- Ultra light-weight design
- Easy to install

Main Components



Rail




Mid clamp



Rail joiner




End clamp




L-feet



Earthing plate




Rubber



Earthing lug




Tapping screw



Cable clip



PRA 2- CR Cliplok tin roof mounting system




Technical specification

Installation place: Cliplok/Seamlok Tin roof
Fixed way: Clamp
Installation angle: 0°
Max wind: 88m/s
Max snow: 800mm
Design standard: JISC 8955:2017
GB50009-2012, GB50797-2012, AS/NZS1170
Main material: AL6005-T5
Fastener material: SUS 304

Advantages

- High-strength aluminum
- Ultra light-weight design
- Easy to install

Main Components




Rail




End clamp




Rail joiner



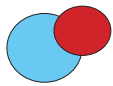
Earthing lug



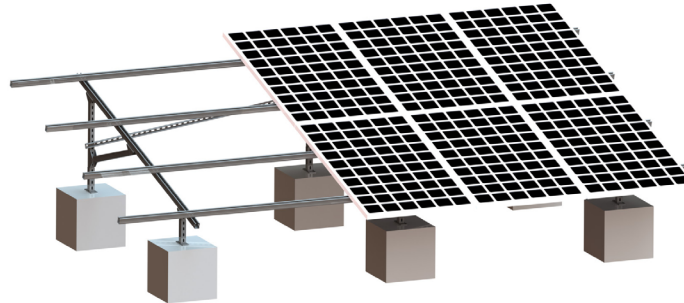
Clamp



Mid clamp



PGC Steel ground mounting system



Technical specification

Installation place: Cement roof or flat ground
Fixed way: Ground screw/Concrete base
Installation angle: 0-35°
Standard wind: 31m/s
Max wind: 55m/s
Standard snow: 800mm
Design standard: JISC 8955:2017
GB50009-2012, GB50797-2012
Main material: Q235B
Fastener material: SUS 304

Advantages

- Strong compatibility
- High cost performance
- Patent design
- High-strength carbon steel
- Easy to install

Main Components



Rail_beam



Triangle joiner



Rear diagonal tie



Diagonal support



Column foundation



Column

Installation step




1. Install the pile/concrete base



4. Install the rail




2. Install the column



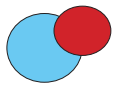
5. Install the panel




3. Install the beam



6. Complete



PGA 4 Aluminum ground mounting system




Technical specification

Installation place: Cement roof or flat ground
Fixed way: Ground screw/Concrete base
Installation angle: 5-45°
Standard wind: 35m/s
Max wind: 88m/s
Standard snow: 1200mm
Design standard: JISC 8955:2017
GB50009-2012, GB50797-2012
Main material: AL6005-T5
Fastener material: SUS 304


Advantages

- Strong compatibility
- High cost performance
- Patent design
- High-strength carbon steel
- Ultra light-weight design
- Easy to install


Main Components




Beam



Adjustable gasket



Rail 65



Joiner



Rear diagonal tie




Clip



Foundation



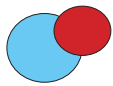
Mid clamp




Column



End clamp



PGA S-I Aluminum ground mounting system




Technical specification

Installation place: Cement roof or flat ground
Fixed way: Ground screw/Concrete base
Installation angle: 5-45°
Standard wind: 35m/s
Standard snow: 500mm
Design standard: JISC 8955:2017
GB50009-2012, GB50797-2012
Main material: AL6005-T5
Fastener material: SUS 304


Advantages

- Suit for all kinds of scale PV power station
- High-strength aluminum
- Patent design
- Ultra light-weight design
- Easy to install

Main Components




Foundation



Adjustable gasket 1




Mid clamp



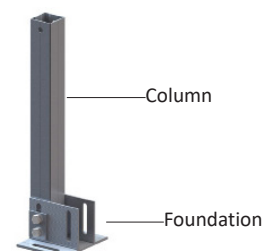
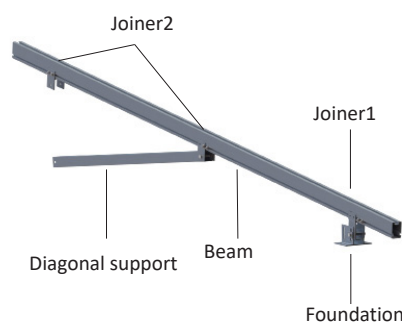
Beam

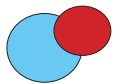


Adjustable gasket 2




End clamp





PRA3-A4 Concrete roof mounting system



Technical specification

Installation place: Cement roof
Fixed way: Concrete base
Installation angle: 5°/10°
Standard wind: 35m/s
Standard snow: 1200mm
Design standard: JISC 8955:2017
GB50009-2012, GB50797-2012
Main material: AL6005-T5
Fastener material: SUS 304

Advantages

- High-strength aluminum
- Ultra light-weight design
- Easy to install

Main Components




End clamp




Clip



Front support





Mid support





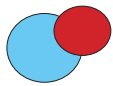
Rear support

Installation effect 5°




Installation effect 10°





CPT Aluminum carport




Technical specification

Installation place: Cement roof or flat ground
Fixed way: Ground screw/Concrete base
Installation angle: 5-45°
Standard wind: 36m/s
Standard snow: 800mm
Design standard: JISC 8955:2017
GB50009-2012, GB50797-2012
Main material: AL6005-T5
Fastener material: SUS 304

Advantages

- Suit for all kinds of scale PV power station
- Pre-installed as more as possible
- High-strength aluminum
- Ultra light-weight design
- Easy to install

Main Components




Rail



Beam



Longitudinal beam




Column



Adjustable gasket 1



Adjustable gasket 2



Clip




Joiner




Foundation

Installation step



1. Install the pile




2. Install the column




3. Install the beam



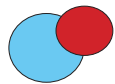
4. Install the rail



5. Install the panel



6. Complete



Japan 700KW



Japan 300KW



Japan 224KW



Japan 76KW



Japan 13KW



Japan 100KW



Japan 250KW



Italy 900KW



Tahiti 6KW




New Zealand 10KW



Sweden 14.76KW



Sweden 15.58KW



Sweden 15.99KW



Sweden 85.28KW



Iraq 39.6KW-15.12kWh



Indonesia 5KW-10.24kWh

SHANGAI PVSYS NEW ENERGY CO.,LTD

Add:3rd floor,No 1559 East Zhuan Xing Road,Shanghai,China.

Telephone: +86 17821615616

Email:sales@pv-system.net

PVSYS ENERGY GROUP LIMITED

Add: RM22 2/F Fu Tao Building No.98 Argyle Street Kowloon,HONG KONG

Telephone: +86 17821615616

Email:sales@pv-system.net

